

**AGENDA**  
**A meeting of the Council of the Corporation**  
**of the Town of Northeastern Manitoulin and the Islands**  
**to be held on Tuesday, June 3, 2025**  
**at 7:00pm**

- 1. Call to Order**
- 2. Approval of Agenda**  
  
**Deputation: Manitoulin Phragmites Project – Judith Jones**
- 3. Disclosure of Pecuniary Interest & General Nature Thereof**
- 4. Minutes of Previous Meeting**
  - i. Confirming By-Law 2025-16
- 5. New Business**
  - i. Signage Permission – re 33 Vankoughnet Street East
  - ii. Friends of the Manitoulin Turtles
- 6. Minutes and Reports**
  - i. DSSAB – First Quarter Report
  - ii. OPP – January to April Report
- 7. Adjournment**

## Pam Myers

---

**From:** Judith Jones <winterspider@eastlink.ca>  
**Sent:** May 29, 2025 1:06 PM  
**To:** Pam Myers  
**Subject:** Re: presentation

Hi Pam,

Here is a synopsis of my presentation for June 3.

--What is Invasive Phragmites and why it's a concern in about 25 words or less. (This is NOT the "What is Phrag and Why is it Bad" talk.)

--What is the status of Phragmites sites in NEMI: where Phragmites is, where we have worked, what still needs work; what needs to be done.

--The Phragmites Project will end at the end of 2025. This summer we are working on a transition to set-ups for keeping Phragmites under control.

--What are the plans for Phragmites across the Island and in NEMI for this summer and beyond that.

--Suggestions for municipal involvement.

I would like to support this talk with about 20 slides if possible, including maps and photos of NEMI sites and also a couple photos that show what happens if Phragmites is not controlled.

I know this is a 10 minute talk and this sounds like a lot, but I am quite used to presenting this information and doing it quickly.

Please let me know if you need more on this.

BTW, where does council meet and what time?

Thanks,

Judith

Judith Jones, Coordinator  
Manitoulin Phragmites Project  
[Facebook.com/manitoulinphrag](https://www.facebook.com/manitoulinphrag)  
[manitoulinphrag@yahoo.com](mailto:manitoulinphrag@yahoo.com)

**THE CORPORATION OF THE TOWN OF  
NORTHEASTERN MANITOULIN AND THE ISLANDS**

**BY-LAW NO. 2025-16**

Being a by-law of the Corporation of the Town of Northeastern Manitoulin and the Islands to adopt the minutes of Council for the term commencing November 15, 2022 and authorizing the taking of any action authorized therein and thereby.

WHEREAS the Municipal Act, S.O. 2001, c. 25. s. 5 (3) requires a Municipal Council to exercise its powers by by-law, except where otherwise provided;

AND WHEREAS in many cases, action which is taken or authorized to be taken by a Council or a Committee of Council does not lend itself to an individual by-law;

NOW THEREFORE THE COUNCIL OF THE CORPORATION OF THE TOWN OF NORTHEASTERN MANITOULIN AND THE ISLANDS ENACTS AS FOLLOWS:

1. THAT the minutes of the meetings of the Council of the Corporation of the Town of Northeastern Manitoulin and the Islands for the term commencing November 15, 2022

May 20, 2025

May 22, 2025

are hereby adopted.

2. THAT the taking of any action authorized in or by the minutes mentioned in Section 1 hereof and the exercise of any powers by the Council or Committees by the said minutes are hereby ratified, authorized and confirmed.
3. THAT, where no individual by-law has been or is passed with respect to the taking of any action authorized in or by the minutes mentioned in Section 1 hereof or with respect to the exercise of any powers by the Council or Committees in the above-mentioned minutes, then this by-law shall be deemed for all purposes to be the by-law required for approving and authorizing the taking of any action authorized therein or thereby or required for the exercise of any power therein by the Council or Committees.
4. THAT the Mayor and proper Officers of the Corporation of the Town of Northeastern Manitoulin and the Islands are hereby authorized and directed to do all things necessary to give effect to the recommendations, motions, resolutions, reports, action and other decisions of the Council or Committees as evidenced by the above-mentioned minutes in Section 1 and the Mayor and Clerk are hereby authorized and directed to execute all necessary documents in the name of the Corporation of the Town of Northeastern Manitoulin and the Islands and to affix the seal of the Corporation thereto.

READ A FIRST, SECOND AND THIRD TIME AND FINALLY PASSED THIS  
2nd day of June, 2025

Al MacNevin

Mayor

Pam Myers

Clerk

**The Corporation of the Town of Northeastern Manitoulin and the Islands**  
**Minutes of a meeting of Council held Tuesday, May 20, 2025**  
**at 7:00p.m.**

**PRESENT:** Mayor Al MacNevin, Councillors: Patti Aelick, Al Boyd, Laurie Cook, Mike Erskine, and George Williamson, Dawn Orr, Bruce Wood and William Koehler

**STAFF PRESENT:** David Williamson, CAO  
Pam Myers, Clerk

Mayor MacNevin called the meeting to order at 7:00 p.m.

**Resolution No. 99-05-2025**

Moved by: M. Erskine

Seconded by: P. Aelick

RESOLVED THAT the Council of the Corporation of the Town of Northeastern Manitoulin and the Islands approves the agenda as presented.

Carried

**Resolution No. 100-05-2025**

Moved by: A. Boyd

Seconded by: B. Wood

RESOLVED THAT the Council of the Corporation of the Town of Northeastern Manitoulin and the Islands now reads a first, second and third time and finally passes By-law 2025-15, being a by-law to adopt the minutes of Council for the term commencing November 15<sup>th</sup>, 2022, and authorizing the taking of any action therein and thereby.

Carried

**Resolution No. 101-05-2025**

Moved by: M. Erskine

Seconded by: P. Aelick

RESOLVED THAT the Council of the Corporation of the Town of Northeastern Manitoulin and the Islands directs staff to initiate the process to amend the zoning by-law to reflect the attached recommendations on sea bins.

Carried

**Resolution No. 85-04-2025**

Moved by: B. Wood

Seconded by: D. Orr

RESOLVED THAT the Council of the Corporation of the Town of Northeastern Manitoulin and the Islands now adjourns at 7:41 pm.

Carried

\_\_\_\_\_  
Al MacNevin Mayor

\_\_\_\_\_  
Pam Myers Clerk

**The Corporation of the Town of Northeastern Manitoulin and the Islands**  
**Minutes of a meeting of Council held Thursday, May 22, 2025**  
**at 7:00p.m.**

**PRESENT:** Mayor Al MacNevin, Councillors: Laurie Cook, Mike Erskine, and George Williamson, William Koehler, Patti Aelick, Al Boyd, Dawn Orr and Bruce Wood

**STAFF PRESENT:** David Williamson, CAO  
Pam Myers, Clerk  
Sheryl Wilkin, Treasurer

Mayor MacNevin called the meeting to order at 7:00 p.m.

**Resolution No. 103-05-2025**

Moved by: B. Wood

Seconded by: W. Koehler

RESOLVED THAT the Council of the Corporation of the Town of Northeastern Manitoulin and the Islands approves the agenda as amended.

Carried

**Deputation from Janice Mitchell – Regarding Glyphosate use**

**Resolution No. 104-05-2025**

Moved by: W. Koehler

Seconded by: L. Cook

Resolved that the Council of the Corporation of the Town of Northeastern Manitoulin and the Islands be considered an unwilling host for the application of glyphosate products on all roadsides, municipal right of ways, and utility stations by MTO and Hydro One and their contractors.

Carried

Ayes: Councillors Cook and Koehler

Nays: Mayor MacNevin, Councillors Aelick, Boyd, Erskine, Orr, Williamson, Wood

**Resolution No. 105-05-2025**

Moved by: B. Wood

Seconded by: A. Boyd

RESOLVED THAT the Council of the Corporation of the Town of Northeastern Manitoulin and the Islands support the application of herbicides on municipal right of ways and other properties under the control of the town providing the application is done by trained personal and following the manufactures recommended procedures providing there is no other reasonable options exist.

Carried

**Resolution No. 106-05-2025**

Moved by: A. Boyd

Seconded by: M. Erskine

RESOLVED THAT the Council of the Corporation of the Town of Northeastern Manitoulin and the Islands now reads a first, second and third time and finally passes by-law 2011-14 as amended, being a by-law to prescribe an annual reduced load period.

Carried

**The Corporation of the Town of Northeastern Manitoulin and the Islands  
Minutes of Council**

**Page 2**

**Resolution No. 107-05-2025**

Moved by: B. Wood

Seconded by: M. Erskine

RESOLVED THAT the Council of the Corporation of the Town of Northeastern Manitoulin and the Islands accepts the gravel and topsoil tender submitted by Mike Varey and Son in the following per cubic meter pricing;

Gravel M – 20.37 plus hst, Gravel B 17.99 plus hst, topsoil 28.84 plus hst.

Carried

**Resolution No. 108-05-2025**

Moved by: M. Erskine

Seconded by: G. Williamson

RESOLVED THAT the Council of the Corporation of the Town of Northeastern Manitoulin and the Islands accepts the sand tender submitted by Mike Vary and Son in the amount of \$20.97 per cubic meter pricing plus hst.

Carried

**Resolution No. 109-05-2025**

Moved by: G. Williamson

Seconded by: P. Aelick

Resolved that the Council of the Corporation of the Town of Northeastern Manitoulin and the Islands accepts the landfill cover tender as submitted by E. Corbiere in the amount of \$11.78 per cubic meter plus hst.

Carried

**Resolution No. 110-05-2025**

Moved by: W. Koehler

Seconded by: M. Erskine

Resolved that the Council of the Corporation of the Town of Northeastern Manitoulin and the Islands accepts the hard surfacing tender as submitted by Beamish Construction in the amount of \$401 959.31 including hst.

Carried

**Resolution No. 111-05-2025**

Moved by: B. Wood

Seconded by: A. Boyd

Resolved that the Council of the Corporation of the Town of Northeastern Manitoulin and the Islands donates \$200.00 to the Manitoulin Navy League.

Carried

**Resolution No. 112-05-2025**

Moved by: B. Wood

Seconded by: W. Koehler

RESOLVED THAT the Council of the Corporation of the Town of Northeastern Manitoulin and the Islands does now adjourn at 8:38 pm.

Carried

---

Al MacNevin Mayor

---

Pam Myers Clerk





May 21, 2025

**RE: Turtle awareness messaging on community signage**

Dear Mayor and Council,

The Friends of Manitoulin Turtles is a small grassroots community organization brought together by the Wiikewmkoong Shkakamik kwe Genwemaajig (Those Who Walk with Mother Earth, the Species at Risk Working Group) and our shared respect for turtles. We are focussed on making Manitoulin a safer place for turtles by raising awareness, sharing knowledge, deploying nest protectors, and more to come! We are writing to you today to ask for your assistance in spreading awareness to help reduce turtle road mortality. With your help, we hope that Manitoulin District will become as renowned for our turtle-friendliness as our other wonderful natural and cultural attributes.

All turtle species in Ontario are listed as Species at Risk, ranging from Special Concern to Endangered. Five different turtle species occur across Manitoulin District, from Prairie Point to Meldrum Bay, Espanola to South Baymouth. They are an integral part of our island ecosystems, and feature in formative childhood memories for many of us. We are fortunate that turtle habitat is still relatively abundant across Northern Ontario - we have an opportunity to act as a refuge for these iconic species before it's too late. Turtles are exceptionally long-lived and can take decades to reach reproductive maturity. When turtles do reach an age that they are able to lay eggs, those eggs experience very high levels of predation. This life history makes turtles very vulnerable to the loss of reproductive adults from the population - they simply cannot replace themselves quickly enough to sustain their populations when many adults, particularly females, are killed. Unfortunately, many turtles are killed each year crossing our roads while they search for a suitable nest site, a mate, or migrating to other habitats.

This is where Friends of Manitoulin Turtles, and hopefully your municipality, can help. Many people are not aware of turtle ecology and timing of key life events like nesting season. Reminders on road signage during key timing windows can encourage motorists to pay a little bit more attention, slow down, and perhaps save a turtle that might otherwise not make it across the road. To that end, we are writing to you today with an ask: **will you consider displaying a turtle nesting awareness message on your community information signage during the month of June?** As an example, the message could read: "Watch for Turtles - nesting season", or something similar. If you typically charge a fee for messages on these signs, we would additionally request you consider waiving the fee for this message.

We would be happy to discuss this request with you further and answer any questions you may have. If you are interested in learning more about the Friends of Manitoulin Turtles, we have attached a copy of our newsletter from last spring (spring 2025 is in production) and please visit our Facebook page <https://www.facebook.com/manitoulinturtles>.

Thank you from the bottom of our scutes for your time and consideration of this request.

Sincerely,

Friends of Manitoulin Turtles

*(Amelia Thompson, Cecilia Racine, Laurie Cook, Lesley Phillips, Megan Bonenfant)*





Hello, Aanii, Bonjour!

Warm weather is here and Manitoulin's Turtles are so glad you are too!

It is with gratitude and respect that we acknowledge Friends of Manitoulin Turtles is located on Odawa Mnising, also known as Mnidoo Mnising, the traditional Territory of the Anishinabewaki, including the Ojibwe and Pottawatomi, and Odawa. We recognize that several treaties impact this land including the Bond Head Treaty and Huron Robinson Treaty.

Every year on March 31st, Canada celebrates National Indigenous Languages Day. Not very long ago, Indigenous Language speaking children were removed from their homes and taught English or French. They were penalized if they spoke the language spoken at home by their parents and grandparents, systematically creating a language barrier within each home. On March 31st, we acknowledge the harms that have been done and celebrate the People and Languages of this land.

Meet the Shiikenhik (Turtles) you will most often see on Mnidoo Mnising during turtle season:



**Ezawaaglizhigat Shiikenh**



**Shiikenh**



**Etkonget Shiikenh or Mkinaak**

June is National Indigenous History Month with June 21st recognized as National Indigenous Peoples Day. Turtles are just one part of the rich and diverse teachings of Indigenous Peoples. Take the time to learn about the importance of turtles and in First Nations culture. The resource [Turtle Connections to First Nations Culture](#) touches on some aspects, but please, if you ever have an opportunity to visit Indigenous communities, take the time to educate yourself on the teachings and interconnectedness of all living beings and Shkakamik-kwe, Mother Earth.

Chi Miigwetch to the Wiikwemkoong Shkakamik kwe Genwemaajig (Wiikwemkoong Species at Risk Working Group) for continued guidance and support.

## What you can do

Turtles are moving around and actively nesting and more visible than ever, this is the time of year when they need your help most!

**If you see a turtle** attempting to cross a road, and it is safe for you to stop and assist, please move it in the direction it is headed. Here is a great resource for moving snapping turtles from our Friends at The Toronto Zoo [How to Help a Snapping Turtle Cross the Road](#). If you see a turtle that is not in danger, please leave it be and watch it go about its business. Turtles have a mental map of their habitat, they know what they are doing and where they are going. It is important that they are not removed from their home or disturbed unnecessarily. Please don't share turtle locations publicly, but tell someone! Submit your sighting to "Rainbow Country Turtle Watch" at <https://arcg.is/0ar51n>, by email at [manitoulinturtles@gmail.com](mailto:manitoulinturtles@gmail.com), or on iNaturalist. The time, date, location, and a photo make for the most complete submission.

**If you see a nesting turtle**, keep your distance and wait and watch if possible to see what she wants to do. Many females will do a u-turn and go back the way they came after nesting. If you can, place a nest protector as soon as possible to keep the eggs safe from predation. A temporary cover, like a milk crate with a heavy object on top will do, but a mesh nest protector that allows air flow and sunlight is best for the long term. Please only place nest protectors on private property with landowner permission. Send us an email at [manitoulinturtles@gmail.com](mailto:manitoulinturtles@gmail.com) or a private message on Facebook and let us know where you have seen turtles nesting. Turtles are creatures of habit and will return to the same nesting sites year after year. Knowing where turtles are nesting helps us determine how we can best support turtle populations.

**If you see an injured turtle**, text Turtle Pond Wildlife Center at 705-691-0433 and they will instruct you on the next steps. If you cannot bring the injured turtle to Turtle Pond yourself, and you don't know of anybody who can go, let Turtle Pond know and make sure the Ontario Turtle Conservation Center (OTCC), 705-741-5000, knows the situation and they will add the case to the Turtle Taxi Volunteer network.

**If you see a dead turtle**, don't assume it's dead. Turtles are extremely resilient and can overcome terrible injuries. Even if they are gravely injured, they can live, and suffer, for quite a long time. During late spring and early summer, deceased female turtles may be carrying fertilized eggs that can be retrieved and incubated. Please, if you encounter a dead turtle, or a seemingly dead turtle, treat it as an injured turtle and seek help by texting Turtle Pond at 705-691-0433.

**If you want to be a Turtle Taxi Volunteer**, fill out the contact form at [OTCC Volunteer](#) and ask to be added to the Turtle Taxi Volunteer list. The OTCC Turtle Taxi relies on volunteers from all over the Province, you never know when there might be a turtle you might be able to assist, so please join. The more drivers available, the more turtles can be saved in less time.

**If you want to share the cause**, spread the word that Manitoulin Turtles need Friends now more than ever; awareness and education are key to preserving these species. Feel free to forward this newsletter, and please like, follow, and share [Friends of Manitoulin Turtles](#) on Facebook. If you are not already on our mailing list, send us a note at [manitoulinturtles@gmail.com](mailto:manitoulinturtles@gmail.com) to stay in the know.

Perhaps you found out about Friends of Manitoulin Turtles through our pamphlet! Thanks to funding from Wiikwemkoong Nenniizaanak as well as generous donations, 3 sets of pamphlets have been printed and distributed around Manitoulin Island and Tobermory. If you haven't seen our pamphlet, and would like a copy, we can direct you to the nearest hardcopy location, or send you a digital version. Grab a couple, give them to your friends when they visit, put them at your rental property, help us spread the word.

**If you want to donate**, Friends of Manitoulin Turtles is raising money for turtle protection measures; turtle crossing signage, nest protectors, and awareness. If you would like to donate, e-transfers can be sent to [manitoulinturtles@gmail.com](mailto:manitoulinturtles@gmail.com), cheque or cash donations can be accepted, just email us for details.

\*Friends of Manitoulin Turtles is not a registered charity and cannot issue tax receipts at this time.

### **What we are doing and what is coming up**

**Partnering with Local Research Projects.** Whitefish River First Nation and McMaster University PhD candidate Reta Meng under Professor Dr. Patricia Chow-Fraser, have been conducting studies on Blanding's Turtles and other animals using the wetlands and roadways throughout Whitefish River First Nation and MacGregor Bay since 2021.

Friends of Manitoulin Turtles reached out to discuss Reta Meng and Whitefish River First Nations's work and they expressed interest in expanding their "Rainbow Country Turtle Watch" road mortality study to include living turtles observed around the Highway 6 corridor and Manitoulin Island. The group is invested in helping Manitoulin Island residents better understand turtle populations.

If you see a turtle, submit a sighting!

If you see a dead turtle, or any other dead animal, submit a sighting!

It's as easy as 1 2 3:

1. See a turtle, alive or dead, or any other dead animal, and take picture if it is safe to do so
2. Follow the link <https://arcg.is/0ar51n>
3. Answer the questions, and hit SUBMIT

Photos are a required field, but if you're not able to get one, you can use our "no photo" found [here](#), in the comments on our pinned post on [Facebook](#), or email us the sighting instead

[manitoulinturtles@gmail.com](mailto:manitoulinturtles@gmail.com). Data submitted to “Rainbow Country Turtle Watch” will be used to help make a case to the Ministry of Transportation and Municipalities for crossing signs and other mitigation measures.

**Rainbow FARM NORTH Nest Protection Partnership.** Our Friends at Rainbow FARM NORTH, 16700 Hwy 6, Manitowaning, graciously offered to carry nest protectors this season. We are asking \$25.00 for a nest protector, and as these nest protectors were donated to Friends of Manitoulin Turtles, 100% of your \$25.00 will go toward the cause. If money is a barrier, we'll give you a nest protector for free, we'd much rather see a nest protected than not.

**July 1st, Canada Day in NEMI.** Join us in downtown Little Current on July 1st and talk turtles! We will be onsite from 11:00 am to 3:00 pm chatting and crafting and raising funds to help turtles in the Manitoulin District. Scute on down to the waterfront and see what we have to offer!

### **What have we been up to**

**Advocacy.** We provided comment to the Manitoulin Planning Board regarding measures to mitigate harms to turtles during the planning, design, and construction of development projects. Our comment was in response to an application for subdivision on Lake Mindemoya within the Municipality of Central Manitoulin. Additional information regarding the subdivision can be found in the January 30th meeting minutes on the [Manitoulin Planning Board](#) website under Public Notices. If you would like to provide comment to the Manitoulin Planning Board on future applications, be sure to check for notices on local news outlets and the Manitoulin Planning Board website regularly.

**Ontario Turtle Conservation Network (OTCN).** Friends of Manitoulin Turtles has joined the OTCN to help us keep up with the latest strategies in turtle conservation. Check out the [OTCN](#) and learn about other turtle groups across the province and how they are helping turtle populations.

**Don Scallen Presentation.** On May 15th, Friends of Manitoulin Turtles, facilitated by the Manitoulin Nature Club, hosted a presentation by Don Scallen about the plight of Ontario's turtles. Don is a lifelong naturalist and regaled the audience with his stunning photographs and tales of turtle watching throughout Ontario. The presentation was recorded and can be viewed [here](#). passcode: x3WZ@4ee

**Children's Artwork Contest.** To celebrate Earth Month and Earth Day, artists 12 and under were invited to submit turtle awareness artwork, what they thought people would need to know when they are in an area where turtles are known to live. Winners were chosen at random and had their choice of their design printed on a water bottle, puzzle, or stickers. The contest closed May 15th and winners were announced on May 23rd, World Turtle Day.

Check out some of the wonderful artwork we received from talented turtle loving youth!



**Turtle Crossing Signage.** Where did the turtle cross the road? Newburn Road in the Township of Billings is one spot. Wikwemikong Species at Risk Program donated two sets of signs to Friends of Manitoulin Turtles this spring. A second set of signs were installed on the "Welcome to Manitowaning" billboards on Highway 6. These sets of signs are temporary, seasonal signs that will be taken down in the fall and reinstalled in the spring. We are currently fundraising to purchase permanent metal signs as well.

To determine where signage would have the most benefit, we rely on data from everyone out in the community. Send your turtle sightings on or near roadways to "Rainbow Country Turtle Watch" <https://arcg.is/0ar51n>, direct to Friends of Manitoulin Turtles at [manitoulinturtles@gmail.com](mailto:manitoulinturtles@gmail.com), or, if you're an iNaturalist user, log your observations. Be sure to include the location, date, and take a photo if you can. Please don't post turtle locations to social media.

**Turtles on the Move Parade, May 4th.** The [Turtle Protectors](#) parade in High Park, Toronto, was led by Grandmother Vivian Recllet, and featured puppets made by Ange Loft and Indigenous Drummers and Singers. The procession was followed by 200-300 supporters and volunteers from turtle protection groups across Ontario; [Ontario Turtle Conservation Center](#), [Turtle Guardians](#), Friends of Manitoulin Turtles and more!



For many Indigenous Peoples turtles have been here since the beginning of time. Western science says they have lived on this planet for more than 220 million years. And yet all 8 species of turtles living in Ontario are "at risk". Road mortality is the second leading cause of population decline after habitat loss.

Freshwater turtles spend most of their time in water but they do travel on land to lay their eggs and when they do they often have to cross roads. You may see turtles crossing roads between



April and November but their peak movements happen in late May through June. Celebrate turtles' seasonal movements and learn what you can do to support them.

**Manitoulin Streams' Outdoor Angling Trade Fair, May 18th and 19th.** Friends of Manitoulin Turtles had a turtle-y awesome time meeting members of the public and hearing all about everyone's turtle experiences. Many turtle crafts and turtle friend connections were made.



**June 22nd, Rainbow FARM NORTH Flowers Empower Summer Solstice Event.** Turtles are unfazed by wet weather and so were we! We had a wonderful day surrounded by blooms, chatting and networking and raising funds to help turtles in the Manitoulin District.



### **What are our friends the Manitoulin Turtles up to**

It was such a short and mild winter; turtles were active later into the Fall and earlier in the Spring than in many years past with many regions observing the earliest nesting behaviour ever recorded. The impacts these mild winters have on turtles is not well understood. Data is so important during these atypical weather patterns. If you happen to see turtles active early in the spring or late in the fall, and you are an iNaturalist user, be sure to log your observations. If you are not an iNaturalist user, send your shoulder season observations to [manitoulinturtles@gmail.com](mailto:manitoulinturtles@gmail.com) and we can add them to iNaturalist for you. The exact location, date, time, species, and a photo make for the most complete entry.

June is prime nesting season with many reports coming in of turtles crossing roads, digging around, and nesting! Be mindful when driving, walking, or cycling. Turtle activity tends to peak when the weather is warmer, they could be seen at any time of day, but will often be most visible in the late afternoon and early evening. Sometimes, a nice warm rain will increase nesting

activity. In a few weeks, nesting will be completed and turtles will take on a more relaxed schedule of basking and feeding and ensuring the continued health of our waterways.

Turtles are considered a keystone species, this means that for how few there are in a healthy habitat, they have a really big impact on the ecosystem. Turtles are opportunistic omnivores, they eat dead and decaying animals, slugs and snails, plant matter, anything they can get. They are responsible for removing much of the undesirable bacteria from our waterways, and because of their wandering habits, they spread seeds throughout their range, promoting biodiversity. This disproportionate population size to ecosystem benefit means each and every single turtle is invaluable to its home environment and to the health of every other species sharing that space.

### **What we found on the internet**

Here are a few articles and other sites some of our members have found interesting and think you might too. If you stumble upon something you would like to share, send it along!

Animal Ambassador Bennett the Painted Turtle from Science North in Sudbury was featured on an episode of The Nature of Things [Butt Seriously: The Bottom Line on Bums](#)

The Canadian Wildlife Federation (CWF) is an amazing resource for all things turtle, be sure to check out the CWFs Current Turtle Projects [Help Freshwater Turtles](#)

[Parry Sound-area man ordered to pay more than \\$45,000 for damaging turtle habitat.](#)

[Putting the Brakes on Turtle Loss in Ontario](#)

McMaster PhD Candidate Reta Meng, et al. were recently published in the book Wildlife Conservation & Management in the 21st Century Issues, Solutions, and New Concepts, [Conservation of Freshwater Turtles in The Anthropocene: Indigenous-Engaged Approaches to Tackle a Timeless Problem](#)

### **In closing**

Indigenous peoples have sustainably stewarded this land since time immemorial. It is with reverence that we strive to learn from, and work in accordance with, Indigenous principles to reduce the impacts colonialism has on Species at Risk on Odawa Mnising and Turtle Island.

Thank you, Miigwetch, Merci,





## **2025 First Quarter Activity Report May 15, 2025**

The following is the most recent consolidated Quarterly Report that the DSB will be sending to member municipalities and posting on the public website. Expect Quarterly Reports in February, May, September, and November of each year.

The program statistics are provided separately and updated monthly. They are available on the website by clicking the following link: [Monthly Program Statistics](#)

### **CAO Overview**

The DSB 2025 First Quarter (Unaudited) Financial Report was presented to the Board and projects a year-end municipal **surplus of \$211,856**. Ontario Works, Children's Services, are forecasted to be on budget. Community Housing is forecasted to be under budget by \$160,743. Paramedic Services is forecasted to be over budget by \$169,728. Interest revenue on non-reserve accounts is forecasted to be \$220,841 more than budgeted.

The DSB quarterly financial reports are available on the DSB website by clicking the following link: [Quarterly Financial Reports](#)

### **Paramedic Services**

#### **Paramedic Services Recruitment**

The posting for external recruitment of Regular Part-time Primary Care Paramedics has remained in place through the first quarter of 2025. A Part Time paramedic has been hired to work in the Northern Service Area. Six students from local colleges began their final residencies in January and were issued conditional employment offers upon successful graduation and suitability assessment. These recruits are expected to be onboarded in early May. Staff continue to work with partners at Cambrian College, College Boreal and CTS-Sudbury to collaborate on recruitment strategies. A further set of students will begin their residency in the second quarter of 2025.

Paramedic Services migrated to the patient records system to ESO I Medic on March 1, 2025, following a decision to engage with this vendor. The inventory of I-Pads in use for the previous vendor were repurposed to allow the rollout of the Ministry of Health Mobile Computer Assisted Dispatch (MCAD) system. This solution allowed data transfer to responding paramedics as well as mapping/routing.



The Advanced Care Paramedic (ACP) design for Manitoulin Island was completed in the first quarter of 2025. The first ACPs are expected to be employed in early summer.

Resiliency Training for paramedics was developed by the Paramedic services Psychologist and deployed online in March 2025. This model was followed up during face-to-face education during the in-person sessions set for the second quarter.

### **Community Paramedicine**

The Community Paramedicine (CP) Program successfully recruited a Commander in the first quarter of 2025. Commander Oke came to the organization with a wealth of experience in Muskoka District and was able to integrate into the system with exceptional knowledge and the ability to engage with partner agencies to evolve the program.

The CP Program Navigator position extended to a second year to help clients access wrap around services, and to build relationships with Primary health providers in the LaCloche area. Sarah has developed a strong relationship with Community Paramedics and the program is realizing the benefits as the system grows.

The first group of 3 Community Paramedics were enrolled into formalized education CP Certification through Saskatchewan Polytech Institute, with an estimated graduation in spring of 2026. The remaining staff will be enrolled in 2026 and 2027. Additionally, all staff will have their advanced wound care designation in place in 2025.

### **Non-Urgent Patient Transportation Service (PTS)**

The PTS system continues to operate on a 7 day per week basis with two units operating Monday to Friday on ten-hour shifts and a single crew operating on a twelve hour shift over the weekend.

Staffing was a significant challenge through 2024, but recruitment of PSWs and PTAs in the first quarter of 2025 has helped to reduce these challenges. The PTS program has also recruited some paramedic graduates who await their provincial certification.

The deployment model of PSWs and Transfer Attendants is proving successful, and the service has been able to fully staff the program. The collaborative funding model continues in 2025 and will permit continued service into the future. Staff have put forward a business case to move the funding for PTS to a provincial source, reducing dependance on hospital and municipal funding.

## **Children's Services**

The Manitoulin-Sudbury District has 20 licensed child care locations, including 14 centre-based sites, one community-based centre, and five licensed home child care sites. In the first quarter, 578 children were enrolled, with 465 paying full fees and 113 receiving subsidies. This is a 5% increase from the previous quarter and a 5% decrease compared to last year, the result of ongoing staffing challenges in the child care sector. Special

Needs Resourcing supported an average of 56 children, showing a 1.75% decrease compared to last year.

In the same period, EarlyON programs welcomed 3,308 visits from parents/caregivers and children, offered through a variety of platforms including mobile, virtual, and outdoor programs. This marks a 3% increase from last year's first quarter.

### **Early Years and Child Care Service System Plan 2025-2030**

The [Early Years and Child Care Service System Plan for 2025-2030](#) outlines the strategic direction for early years and child care services in the Manitoulin-Sudbury District. The plan includes five key priorities: expanding access to affordable and inclusive programs, building and retaining a strong workforce, enhancing program quality and delivery, improving communication and partnerships, and strengthening service system administration. This plan is designed to promote sustainability and equity, and it will guide our actions over the next five years to improve child care in the district.

### **2024 Annual Report and Licensed Child Care Data Profiles**

An [issue report](#) was presented to the board in February providing an update on the [2024 Annual Report](#) and [Licensed Child Care Data Profiles](#). The Annual Report and Data Profiles provide insight into child care availability, enrollment trends, and workforce retention. Staff closely monitor this data to ensure we meet the evolving needs of families and support our child care providers.

### **Policy Updates**

Several new child care [policy updates](#) have been made in response to the updated child care funding formula. These updates will help to ensure that the services provided are equitable and meet the highest standards of care. We are in the process of reviewing and adapting local programs to align with these changes.

### **Updates to the 2025 Funding Guidelines**

On March 31, 2025, the Ministry of Education sent a [memo](#) regarding the updated the 2025 Funding Guidelines to support sustainable growth in child care services across Ontario. Staff will review the local impacts with the board in May.

### **Ontario Learn and Stay Grant**

In response to the growing workforce crisis in licensed child care, particularly in Northern Ontario, the Manitoulin-Sudbury Network for Children and Families (MSNCF) has continued advocacy efforts to expand the [Ontario Learn and Stay Grant](#) to include Early Childhood Education (ECE) programs.

The grant, which currently supports students in fields like nursing and paramedicine in exchange for post-graduation service in underserved regions, has proven effective in addressing workforce shortages. The MSNCF has highlighted the urgent need for similar

supports in the ECE sector to meet increasing demands under the Canada-Wide Early Learning and Child Care (CWELCC) system.

Advocacy began with a [letter](#) to the Ministry of Education in January 2023 and continued with a [follow-up letter](#) to both the Minister of Education and the Minister of Families, Children, and Social Development in November 2024 which was shared with the board in January 2025. Expanding the grant to ECE programs would directly support recruitment and retention efforts, helping to stabilize and grow child care capacity in our region.

## **Ontario Works**

In the first quarter of 2025, the Ontario Works/Temporary Care Caseload average was 474. Compared to last year at this time, the caseload has decreased by 1.04%.

### **Centralized Intake**

134 applications were received by the Manitoulin-Sudbury DSB in the first quarter of 2025. Of the 134 applications received, 71 were auto-granted by the Ontario Works Intake Unit (OWIU), formally Intake and Benefits Administration Unit (IBAU), 22 were referred by the OWIU to the Manitoulin-Sudbury DSB for processing, 13 were transfers from another Ontario Works office, 24 were for Emergency Assistance which is completed online and sent to the local office for processing, and 4 applications were processed at the local office rather than being referred to the OWIU as certain applications are not being processed through the Intake Unit.

The initial goal of Centralized Intake was to have 70% of applications completed by the OWIU. During the first quarter, 53% of applications were completed by the OWIU.

### **Centralized Intake Expansion Update**

On December 23<sup>rd</sup>, the Ministry of Children, Community and Social Services (MCCSS) released an updated [Question and Answer](#) document on the Centralized Intake Expansion. This document clarifies the Centralized Intake process, explains the application types and process as well as provides clarity surrounding funding arrangements.

### **Ontario Works Debts Declared Due to the Crown in Right of Ontario**

On January 20<sup>th</sup>, staff received a [memo](#) from MCCSS regarding an expansion of its overpayment collection efforts. Effective January 27, 2025, the Manitoulin- Sudbury DSB and nine other areas will refer new inactive Ontario Works overpayments to the Financial Services Unit within MCCSS' Social Assistance Services Branch.

New inactive overpayments include any debts owed by an Ontario Works recipient who terminates from the program on or after January 27, 2025. Overpayments that are owed by a former Ontario Works recipient who terminated from the program prior to January 27,

2025, are historical debts and continue to be owed to, and remain collectible by, the municipality.

### **Policy Update**

In February the [Travel and Transportation for Medical Purposes policy](#) was updated to align with the updates to the Northern Health Travel Grant as the DSB provides clients with the travel grant upfront and is reimbursed as a third party organization.

### **Ontario Works Service Plan**

In February the board approved the 2025 Ontario Works Service Plan, the plan highlights our integrated approach to service delivery and identifies gaps including the lack of public transportation, emergency housing and long waitlists for child care and mental health services.

### **Employment Ontario**

The first quarter of 2025 marks the end of our transition to Integrated Employment Services. Effective March 1, 2025, we are fully integrated into the new system for Employment Ontario. At the January board meeting, staff shared with the board the [funding confirmation letter](#) received from College Boreal, our Service System Manager and provided an overview of the updated targets.

The Employment Services (ES) programs for all ages continue to be advertised and delivered from the Chapleau office. The Youth Job Connect (YJC) and Youth Job Connect Summer (YJCS) programs ended February 28, 2025. From January to March 2025 there were 12 new intakes for Employment Services.

### **Quality Assurance**

During the first quarter of 2025, the Quality Assurance (QA) Coordinator for the Child Care and Ontario Works programs helped advance key initiatives, contributing to improved service delivery, staff development, and a culture of inclusion and equity.

The QA Coordinator represented the Manitoulin-Sudbury DSB on the Operational Readiness Group for the Centralized Intake (CI) expansion, which was successfully implemented on January 27th, 2025. The group's primary focus was to ensure that both municipalities and the province were fully prepared for the CI expansion ensuring operational readiness for the smooth rollout of the new system.

The QA Coordinator participated in Train-the-Trainer sessions on [Employment Services Transformation](#) (EST) topics, including Employment Services, Common Assessment, and Action Plan. Following these sessions, the coordinator delivered training to internal team members, ensuring they were equipped with the necessary knowledge to apply these new frameworks within their roles. This training initiative was crucial for strengthening service delivery and supporting a seamless transition to the EST model.

The QA Coordinator continued to support and engage with several important networks, including the Child Care Supervisors Network, Manitoulin-Sudbury Network for Children and Families, Indigenous Service Provider Network, and Pedagogical Leads Network. These networks provide a valuable opportunity to share best practices, discuss emerging issues, and strengthen relationships with community partners.

In collaboration with Kenjgenwin Teg and Zaagidwin Counselling & Consulting, an in-person Medicine Wheel workshop was hosted for Integrated Human Services team members. This workshop provided valuable cultural teachings and reinforced the integration of Indigenous knowledge into service delivery.

The QA Coordinator represented the Manitoulin-Sudbury DSB on the Stability Supports Sub-Committee (SSSC), a committee focused on providing support to service managers with stability supports and preparing Ontario Works clients for employment. The committee worked on identifying training needs, sharing best practices, and advancing issues related to the ongoing Social Assistance Review.

Internal collaboration resulted in the development of a [Customer Service Charter](#) that aligns with the service standards adopted by the Service System Manager. Additionally, the Coordinator worked with Cambrian College - Employment Options Espanola to plan and host a joint Ontario Works and Employment Ontario meeting. The meeting, attended by partners from College Boreal, Cambrian College, and Manitoulin-Sudbury DSB, focused on aligning roles, clarifying referral processes, and ensuring a smooth transition into EST.

The Inclusion, Diversity, Equity, and Accessibility (IDEA) project, which began in fall 2024 continued into the new year with the development of an agency-wide survey. The survey aims to gather insights from all team members to inform the creation of an IDEA strategy that will promote a more inclusive and diverse workplace culture.

The Quality Assurance (QA) Coordinator for Housing and Homelessness remained focused on streamlining internal processes to enhance service delivery. Collaborating closely with the Integrated Human Services Manager for Housing and Infrastructure, efforts were directed toward improving the work order process to ensure more efficient and consistent outcomes.

The QA Coordinator also conducted staff consultations and data analysis to review internal policies. The insights gathered have informed proposed policy updates aimed at better supporting our service users.

Significant attention was given this quarter to [Cornerstone Homes](#). Staff worked in partnership with community organizations to begin planning supports for future tenants, ensuring a strong foundation for housing stability.

Community participation continues to be a priority, including meaningful engagement with Indigenous communities within our catchment area as we further develop our By-Name List. As of March 31, 2025, a total of 51 individuals were listed on the By-Name List, marking a significant increase from 32 individuals in December 2024.

The increase in identified individuals reflects greater participation from community partners in using the By-Name List to identify, refer, and monitor individuals experiencing homelessness within their communities.

It is important to highlight that this data was collected during the winter season. Of the 51 individuals experiencing homelessness, 4 were identified as unsheltered, with no emergency shelter services available in our district at that time.

Additionally, the QA Coordinator prepared a [presentation](#) that was presented to the board in March, illustrating the current state of homelessness across the district. The presentation included examples of successful strategies from comparable communities, offering valuable insights for local implementation.

In January, staff provided an overview of the [Ending Chronic Homelessness Research Report](#). On January 9, press releases were sent out from [NOSDA](#), [AMO](#) and the [Manitoulin-Sudbury DSB](#) regarding the report created in collaboration by NOSDA, AMO, OMSSA and HelpSeeker. The results of the research show a staggering growth in homelessness across Northern Ontario, with an increase of 204% since 2016, with homelessness outside of Northern Ontario increasing by 46% for the same period.

## Community Housing

There were 736 applications at the end of the 1<sup>st</sup> quarter. The applicant breakdown is as follows:

1 Bedroom	547	2 Bedroom	89
3 Bedroom	56	4 bedroom	44

Staff continue to identify and complete the application process with eligible applicants for the [Direct Shelter Subsidy \(DSS\) program](#). All applicants receiving the benefit are deemed housed. As of the end of this quarter there were 211 active DSS recipients. At the end of Q4 last year there were 212 recipients and at this time last year there were 236.

Per DSB Policy, every effort is being made where the waitlist allows us to mix the Community Housing Buildings with RGI, Affordable and Market Rent Tenants. As of March 31, 2025, we have successfully housed 27 market rent tenants and 138 affordable rent tenants. This represents 9% and 46% of our portfolio respectively and shows a decrease of 1 Market rent and an increase of 1 affordable rent from the last quarter. Comparably, at this time last year, we reported 23 market rent tenants (7%) and 134 affordable (45%).

As of the end of the 1<sup>st</sup> quarter of 2025, 226/295 of the portfolio's units are designated as Smoke-free. This represents 76% of the full portfolio currently. Units are designated as turnover occurs or should the current resident choose.



## **Non-Profit Housing**

Staff presented an [issue report](#) to the board in March regarding non-profit housing. In March of 2022 the Ministry of Municipal Affairs and Housing released a new regulatory framework under the Housing Services Act (HAS).

This framework requires Service Managers and Non-Profit Housing providers covered under Part VII of the HSA to enter into either a service agreement or exit Agreement. Service and exit agreements must be mutually agreed upon and signed by both the service manager and the housing provider and provided to the minister of housing.

The Non-Profit Housing Providers in our district who are covered under Part VII of the HSA include: Espanola Non-Profit Housing Corporation, Gore Bay Non-Profit Housing and Little Current Non-Profit Housing.

Staff will be working with the Non-Profit Housing Providers to negotiate their agreements.

## **Capital Projects with Housing Services Corporation**

An engineering firm has been selected and is currently developing the project scope for the roof replacements in Webbwood and Massey. At 60 Barber in Espanola, the originally planned ramp and brickwork projects were redirected due to more urgent concerns, which have since been addressed and completed. In addition, the Make-Up Air Unit replacement at 70 Barber has been successfully completed.

## **Work Orders**

During the first quarter of 2025, a total of 340 work orders were generated across departments: 243 for Community Housing; 25 for Administration Offices, and 72 for Paramedic Services. Of these, 196 Work Orders were closed or resolved. (A work order is considered closed once the work is completed in-house or upon payment of the invoice if completed by an external contractor). There were also 3 work orders issued for unit turnovers, all related to apartment units.

## **COCHI/OPHI**

Of the three planned projects for 2024/25, the sewer line repair in St. Charles has been completed, and the window replacement project in Mindemoya is progressing well. As noted above, the original ramp and brickwork project at 60 Barber has been redirected to a window replacement initiative in Little Current due to significant changes in the scope of work. Both remaining projects are expected to be completed by early fall.

## **Donna Stewart**

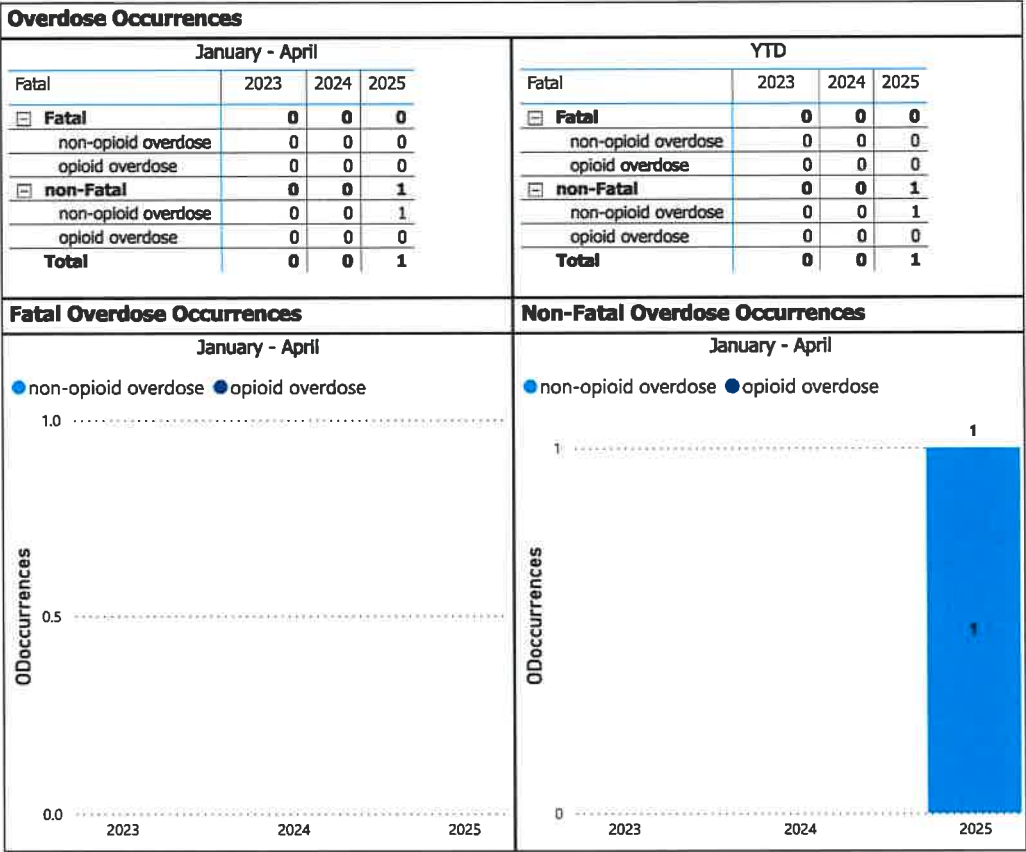
Chief Administrative Officer  
Manitoulin-Sudbury District Services Board  
Phone: 705-222-0499  
E mail: [donna.stewart@msdsb.net](mailto:donna.stewart@msdsb.net)  
website: [www.msdsb.net](http://www.msdsb.net)

Manitoulin-Sudbury DSB 1st Quarter Report (Unaudited) AS AT 3/31/2025								
Total Gross Budget					Municipal Share Budget			
	YTD ACTUAL	YTD BUDGET	OVER(UNDER) BUDGET	ANNUAL BUDGET	YTD MUNICIPAL	MUNICIPAL SHARE FORECAST	MUNICIPAL SHARE BUDGET	Over(Under) Budget Forecast
Ontario Works	\$ 508,921	\$ 518,088	\$ (9,167)	\$ 2,286,400	\$ 260,758	\$ 1,064,900	\$ 1,064,900	\$ -
100% Funded	\$ 2,077,484	\$ 1,938,311	\$ 139,173	\$ 7,663,617				
Child Care	\$ 4,215,608	\$ 4,405,378	\$ (189,770)	\$ 17,733,268	\$ 167,010	\$ 668,038	\$ 668,038	\$ -
Community Housing	\$ 526,724	\$ 771,725	\$ (245,001)	\$ 2,975,920	\$ 526,724	\$ 2,649,472	\$ 2,810,216	\$ (160,743)
100% Funded	\$ 22,186	\$ 189,975	\$ (167,789)	\$ 759,900				
Paramedic Services	\$ 5,070,523	\$ 5,029,271	\$ 41,252	\$ 18,753,862	\$ 2,418,300	\$ 7,942,538	\$ 7,772,810	\$ 169,728
Wiikwemikong, PTS, CP	\$ 1,459,692	\$ 1,442,280	\$ 17,412	\$ 5,769,119	\$ 32,314	\$ 129,255	\$ 129,255	\$ -
TOTAL EXPENSES	\$ 13,881,138	\$ 14,295,028	\$ (413,890)	\$ 55,942,086	\$ 3,405,104	\$ 12,454,202	\$ 12,445,219	\$ 8,985
Interest Revenue	\$ (150,004)	\$ (49,791)	\$ (100,213)	\$ (199,163)	\$ (150,004)	\$ (420,004)	\$ (199,163)	\$ (220,841)
TOTAL EXPENSES	\$ 13,731,133	\$ 14,245,237	\$ (514,103)	\$ 55,742,923	\$ 3,255,100	\$ 12,034,198	\$ 12,246,056	\$ (211,856)



	NET Municipal Variance	Explanation of Unaudited Municipal Share- AS OF March 31, 2025
Ontario Works	\$ -	Municipal share of administration expenses is on budget.
Child Care	\$ -	Municipal share of Child Care expenses are on budget.
Community Housing	\$ (160,743)	<p><b>(\$161,464) + \$721 = (\$160,743) surplus</b></p> <p>Federal Funding is on budget.</p> <p>Direct operated rev &amp; exp and program support allocation is forecasted to be <b>(\$161,464)</b> under budget</p> <ul style="list-style-type: none"> <li>- Rental Revenues are forecasted to be (\$44,416) more than budgeted.</li> <li>- Direct operating expenses are forecasted to be (\$117,048) under budget due to: <ul style="list-style-type: none"> <li>salaries &amp; benefits forecasted to be (\$118,303) under budget,</li> <li>other admin expenses are forecasted to be over budget \$1,755;</li> </ul> </li> <li>- Program Support Allocation is forecasted to be on budget.</li> </ul> <p>Rent Supplement program is forecasted to be on budget.</p> <p>Non-Profit, Rent Supp, and Urban Native expenses are forecasted to be <b>\$721 over</b> budget.</p>
Paramedic Services	\$ 169,728	<p>Paramedic Services municipal share is forecasted to be <b>\$169,728 over</b> budget.</p> <p>The MOHLTC funding is forecasted to be <b>\$93,040</b> under budget with no MOH funding allocation increases for 2025 received to date.</p> <p>Medic Staffing and Benefits is forecasted to be over budget by <b>\$32,034</b></p> <p>Admin Staffing and Benefits is forecasted to be under budget by <b>(\$100,690)</b></p> <p>Non Wages are forecasted to be over budget by <b>\$145,344</b></p> <ul style="list-style-type: none"> <li>- Other Transportation &amp; Communication is (\$9,798) under budget</li> <li>- Operational Staffing Travel and meals are forecasted to be over budget by \$66,421</li> <li>- Software costs are forecasted to be on budget</li> <li>- Legal and Arbitration Costs are forecasted to be on budget</li> <li>- Program Support is forecasted to be (5,155) under budget</li> <li>- Vehicle repairs and maintenance are forecasted to be under budget by (\$60,690).</li> <li>- Building repairs and maintenance, grounds and utilities are forecasted to be \$76,442 over budget</li> <li>- Mal Practice Liability Insurance is forecasted to be \$4,890 over budget</li> <li>- Supplies are forecasted to be \$73,234 over budget.</li> </ul>
Patient Transfer Service	\$ -	Patient Transfer Service Municipal share is on budget
Interest Revenue	\$ (220,841)	Interest Revenue is forecasted to be (\$220,841) more than budgeted which results in a municipal surplus.
	<b>\$ (211,856)</b>	

**OPP Detachment Board Report**  
**Records Management System**  
**January - April 2025**



**OPP Detachment Board Report  
Collision Reporting System  
January - April 2025**

**Fatalities in Detachment Area - Incidents**

January - April									
Type	Motor Vehicle			Motorized Snow Vehicle			Off-Road Vehicle		
Year	Alcohol/Drugs	Incidents	% Change	Alcohol/Drugs	Incidents	% Change	Alcohol/Drugs	Incidents	% Change
2023	0	0	--	0	0	--	0	0	--
2024	0	0	--	0	0	--	0	0	--
2025	0	0	--	0	0	--	0	0	--

YTD									
Type	Motor Vehicle			Motorized Snow Vehicle			Off-Road Vehicle		
Year	Alcohol/Drugs	Incidents	% Change	Alcohol/Drugs	Incidents	% Change	Alcohol/Drugs	Incidents	% Change
2023	0	0	--	0	0	--	0	0	--
2024	0	0	--	0	0	--	0	0	--
2025	0	0	--	0	0	--	0	0	--

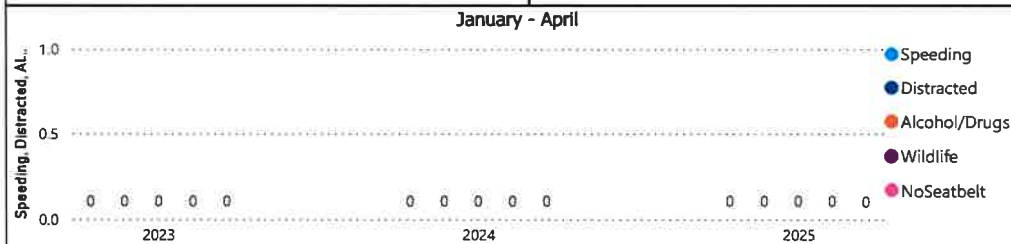
**Fatalities in Detachment Area - Persons Killed**

January - April						
Type	Motor Vehicle		Motorized Snow Vehicle		Off-Road Vehicle	
Year	Persons Killed	% Change	Persons Killed	% Change	Persons Killed	% Change
2023	0	--	0	--	0	--
2024	0	--	0	--	0	--
2025	0	--	0	--	0	--

YTD						
Type	Motor Vehicle		Motorized Snow Vehicle		Off-Road Vehicle	
Year	Persons Killed	% Change	Persons Killed	% Change	Persons Killed	% Change
2023	0	--	0	--	0	--
2024	0	--	0	--	0	--
2025	0	--	0	--	0	--

**Primary Causal Factors in Fatal Motor Vehicle Collisions**

January - April				YTD			
	2023	2024	2025		2023	2024	2025
Speeding	0	0	0	Speeding	0	0	0
Speeding % Change	--	--	--	Speeding % Change	--	--	--
Distracted	0	0	0	Distracted	0	0	0
Distracted % Change	--	--	--	Distracted % Change	--	--	--
Alcohol/Drugs	0	0	0	Alcohol/Drugs	0	0	0
Alcohol/Drugs % Change	--	--	--	Alcohol/Drugs % Change	--	--	--
Wildlife	0	0	0	Wildlife	0	0	0
Wildlife % Change	--	--	--	Wildlife % Change	--	--	--
NoSeatbelt	0	0	0	NoSeatbeltYTD	0	0	0
NoSeatbelt YoY%	--	--	--	NoSeatbeltYTD YoY%	--	--	--



Data source (Collision Reporting System) date:

12-May-2025

Detachment: 4H - MANITOULIN (Little Current)

Location code(s): 4H00 - MANITOULIN (Little Current), 4H30 - GORE BAY

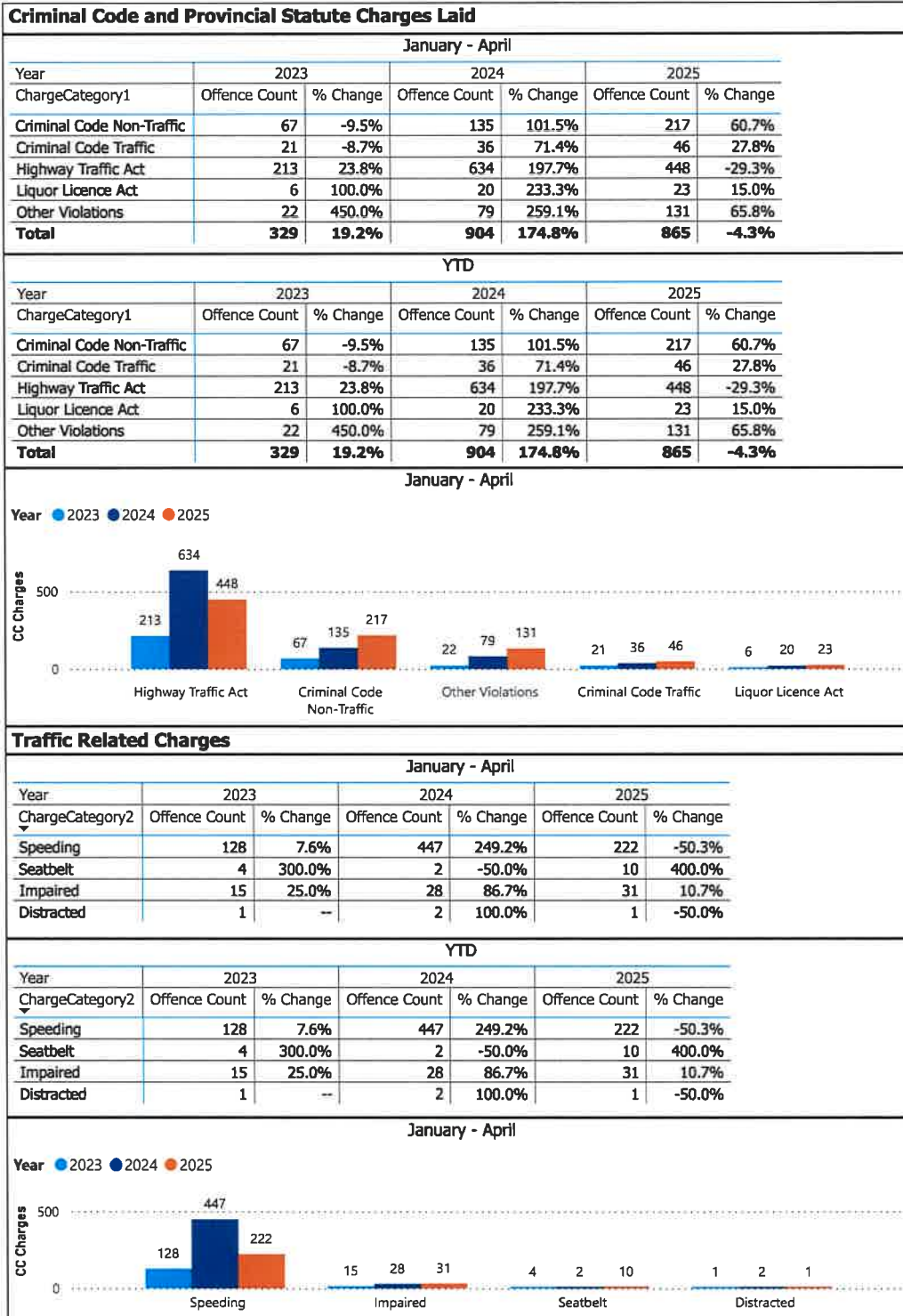
Area(s): ALL

Data source date:

12-May-2025

Report Generated on:  
14-May-2025 9:42:03 AM

**OPP Detachment Board Report  
Records Management System  
January - April 2025**



Detachment: 4H - MANITOULIN (Little Current)

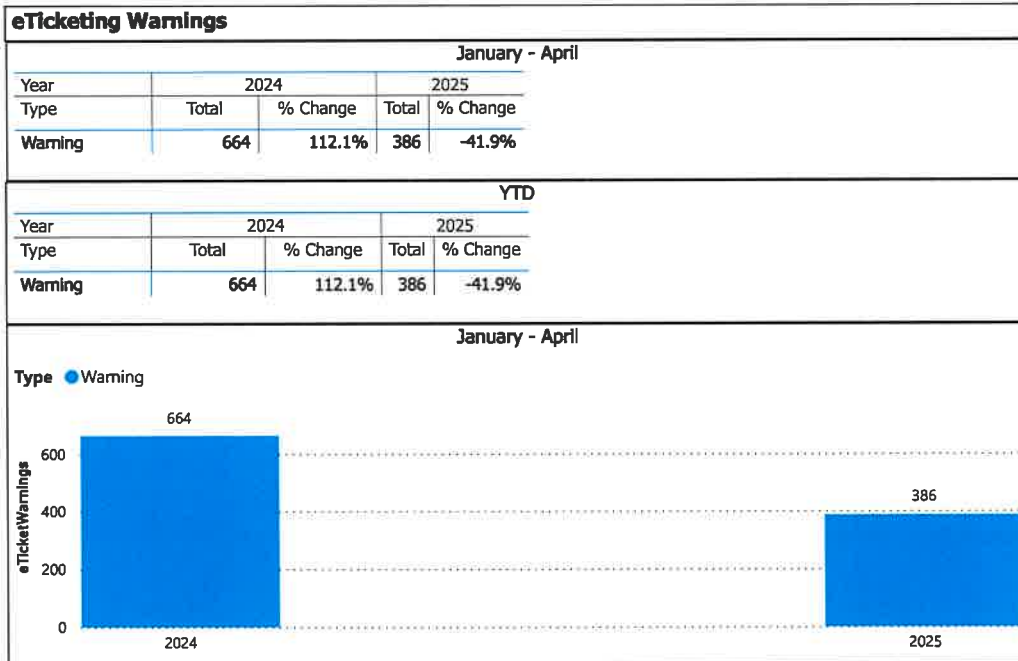
Location code(s): 4H00 - MANITOULIN (Little Current), 4H30 - GORE BAY

Area(s): ALL

Data source date:  
12-May-25

Report Generated on:  
14-May-2025 9:42:03 AM

**OPP Detachment Board Report  
Records Management System  
January - April 2025**



*Note: The eTicketing system was not fully implemented until the end of 2022, therefore data is only available beginning in 2023. % Change in 2023 may appear higher in this report due to the incomplete 2022 data.*

Detachment: 4H - MANITOULIN (Little Current)

Location code(s): 4H00 - MANITOULIN (Little Current), 4H30 - GORE BAY

Area(s): ALL

Data source date:

12-May-25

Report Generated on:

14-May-2025 10:36:37 AM

**OPP Detachment Board Report  
Records Management System  
January - April 2025**

**Violent Crime**

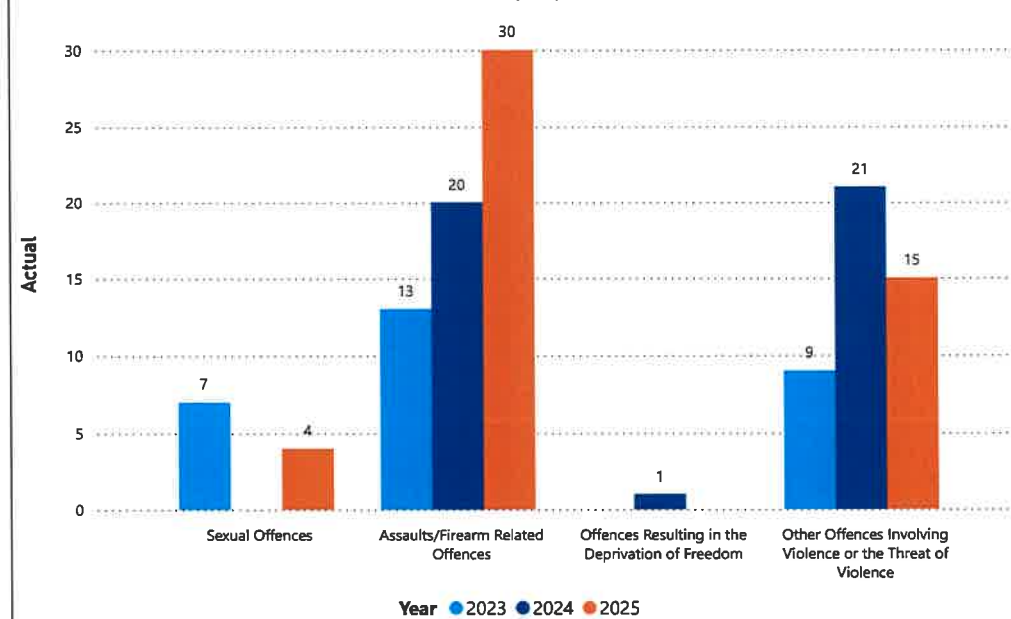
**January-April**

Year	2023		2024		2025	
ViolationGrp	Actual	% Change	Actual	% Change	Actual	% Change
Homicides	0	--	0	--	0	--
Other Offences Causing Death	0	--	0	--	0	--
Attempted Murder	0	--	0	--	0	--
Sexual Offences	7	250.0%	0	-100.0%	4	--
Assaults/Firearm Related Offences	13	-23.5%	20	53.8%	30	50.0%
Offences Resulting In the Deprivation of Freedom	0	--	1	--	0	-100.0%
Robbery	0	--	0	--	0	--
Other Offences Involving Violence or the Threat of Violence	9	80.0%	21	133.3%	15	-28.6%
Offences In Relation to Sexual Services	0	--	0	--	0	--
<b>Total</b>	<b>29</b>	<b>20.8%</b>	<b>42</b>	<b>44.8%</b>	<b>49</b>	<b>16.7%</b>

**YTD**

Year	2023		2024		2025	
ViolationGrp	Actual	% Change	Actual	% Change	Actual	% Change
Homicides	0	--	0	--	0	--
Other Offences Causing Death	0	--	0	--	0	--
Attempted Murder	0	--	0	--	0	--
Sexual Offences	7	250.0%	0	-100.0%	4	--
Assaults/Firearm Related Offences	13	-23.5%	20	53.8%	30	50.0%
Offences Resulting In the Deprivation of Freedom	0	--	1	--	0	-100.0%
Robbery	0	--	0	--	0	--
Other Offences Involving Violence or the Threat of Violence	9	80.0%	21	133.3%	15	-28.6%
Offences In Relation to Sexual Services	0	--	0	--	0	--
<b>Total</b>	<b>29</b>	<b>20.8%</b>	<b>42</b>	<b>44.8%</b>	<b>49</b>	<b>16.7%</b>

**January - April**



Detachment: 4H - MANITOULIN (Little Current)

Location code(s): 4H00 - MANITOULIN (Little Current), 4H30 - GORE BAY

Area(s): ALL

Data source date:

12-May-2025

Report Generated on:  
14-May-2025 9:42:03 AM

**OPP Detachment Board Report  
Records Management System  
January - April 2025**

**Property Crime**

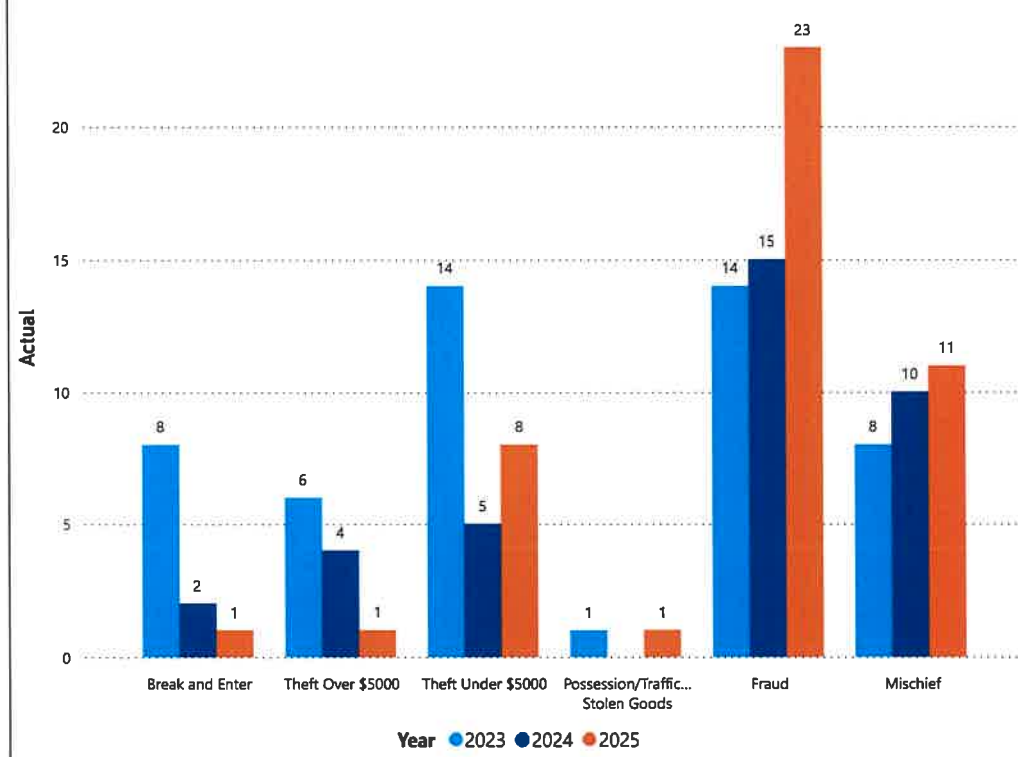
January - April

Year	2023		2024		2025	
ViolationGrp	Actual	% Change	Actual	% Change	Actual	% Change
Arson	0	--	0	--	0	--
Break and Enter	8	0.0%	2	-75.0%	1	-50.0%
Theft Over \$5000	6	50.0%	4	-33.3%	1	-75.0%
Theft Under \$5000	14	-6.7%	5	-64.3%	8	60.0%
Possession/Trafficking Stolen Goods	1	-50.0%	0	-100.0%	1	--
Fraud	14	7.7%	15	7.1%	23	53.3%
Mischief	8	-11.1%	10	25.0%	11	10.0%
<b>Total</b>	<b>51</b>	<b>0.0%</b>	<b>36</b>	<b>-29.4%</b>	<b>45</b>	<b>25.0%</b>

YTD

Year	2023		2024		2025	
ViolationGrp	Actual	% Change	Actual	% Change	Actual	% Change
Arson	0	--	0	--	0	--
Break and Enter	8	0.0%	2	-75.0%	1	-50.0%
Theft Over \$5000	6	50.0%	4	-33.3%	1	-75.0%
Theft Under \$5000	14	-6.7%	5	-64.3%	8	60.0%
Possession/Trafficking Stolen Goods	1	-50.0%	0	-100.0%	1	--
Fraud	14	7.7%	15	7.1%	23	53.3%
Mischief	8	-11.1%	10	25.0%	11	10.0%
<b>Total</b>	<b>51</b>	<b>0.0%</b>	<b>36</b>	<b>-29.4%</b>	<b>45</b>	<b>25.0%</b>

January - April



Detachment: 4H - MANITOULIN (Little Current)

Location code(s): 4H00 - MANITOULIN (Little Current), 4H30 - GORE BAY

Area(s): ALL

Data source date:

12-May-2025

Report Generated on:  
14-May-2025 9:42:03 AM



**OPP Detachment Board Report  
Records Management System  
January - April 2025**

**Drug Crime**

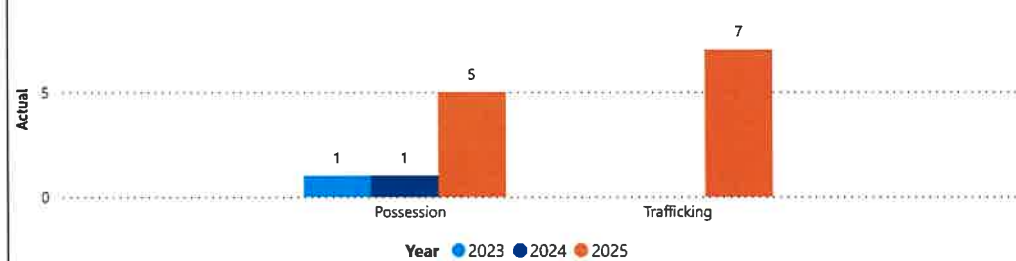
**January - April**

Year	2023		2024		2025	
ViolationGrp	Actual	% Change	Actual	% Change	Actual	% Change
Possession	1	--	1	0.0%	5	400.0%
Trafficking	0	--	0	--	7	--
Importation & Production	0	--	0	--	0	--
Cannabis Possession	0	--	0	--	0	--
Cannabis Distribution	0	--	0	--	0	--
Cannabis Sale	0	--	0	--	0	--
Cannabis Importation & Exportation	0	--	0	--	0	--
Cannabis Production	0	--	0	--	0	--
Other Cannabis Violations	0	--	0	--	0	--
<b>Total</b>	<b>1</b>	<b>--</b>	<b>1</b>	<b>0.0%</b>	<b>12</b>	<b>1100.0%</b>

**YTD**

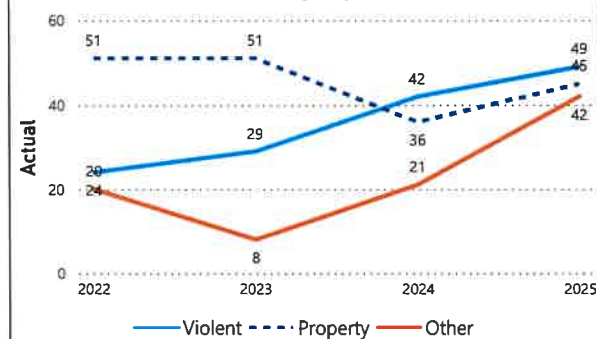
Year	2023		2024		2025	
ViolationGrp	Actual	% Change	Actual	% Change	Actual	% Change
Possession	1	--	1	0.0%	5	400.0%
Trafficking	0	--	0	--	7	--
Importation & Production	0	--	0	--	0	--
Cannabis Possession	0	--	0	--	0	--
Cannabis Distribution	0	--	0	--	0	--
Cannabis Sale	0	--	0	--	0	--
Cannabis Importation & Exportation	0	--	0	--	0	--
Cannabis Production	0	--	0	--	0	--
Other Cannabis Violations	0	--	0	--	0	--
<b>Total</b>	<b>1</b>	<b>--</b>	<b>1</b>	<b>0.0%</b>	<b>12</b>	<b>1100.0%</b>

**January - April**



**Top 3 Violation Types**

**January - April**



**Top 5 Violation Groups**

**January - April**

ViolationGrp	2022	2023	2024	2025	Total
Assaults/Firearm Related Offences	17	13	20	30	80
Provincial Statutes	6	13	22	36	77
Fraud	13	14	15	23	65
Failure to Comply	14	5	14	32	65
Other Offences Involving Violence or the Threat of Violence	5	9	21	15	50

Detachment: 4H - MANITOULIN (Little Current)

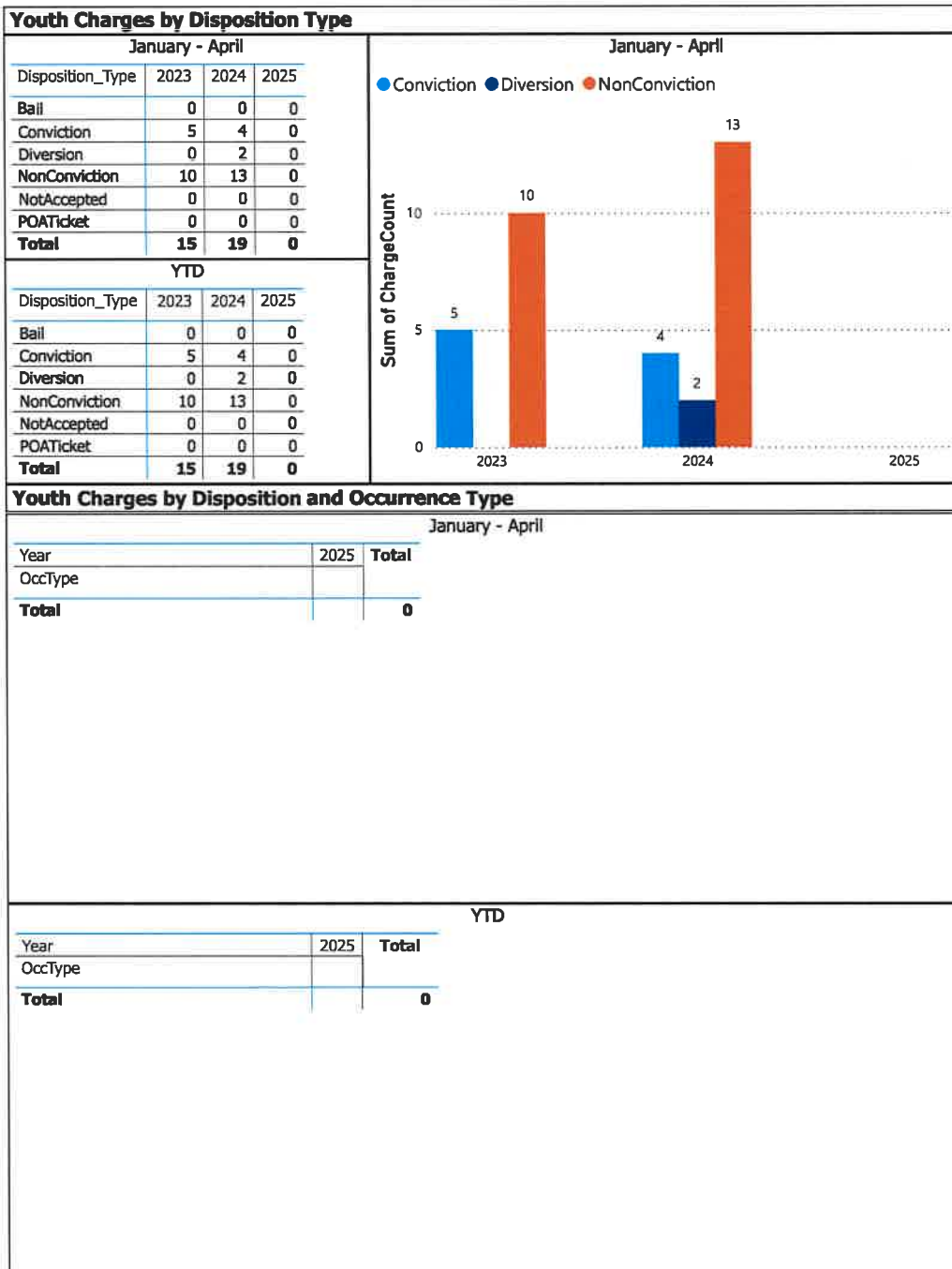
Location code(s): 4H00 - MANITOULIN (Little Current), 4H30 - GORE BAY

Area(s): ALL  
Data source date:  
12-May-2025

Report Generated on:  
14-May-2025 9:42:03 AM



**OPP Detachment Board Report  
Records Management System  
January - April 2025**



The tables and chart on this page present summarized youth charges by disposition and occurrence type that have been recorded in the OPP Niche RMS application. Of note... the Niche data sourced for this report page only lists youth charges that have had a disposition type entered against them. Therefore, please be aware that the counts of youth charges entries on this report page are under stating the potential sum of youth charges that are in OPP Niche RMS.

Detachment: 4H - MANITOULIN (Little Current)

Location code(s): 4H00 - MANITOULIN (Little Current), 4H30 - GORE BAY

Area(s): ALL

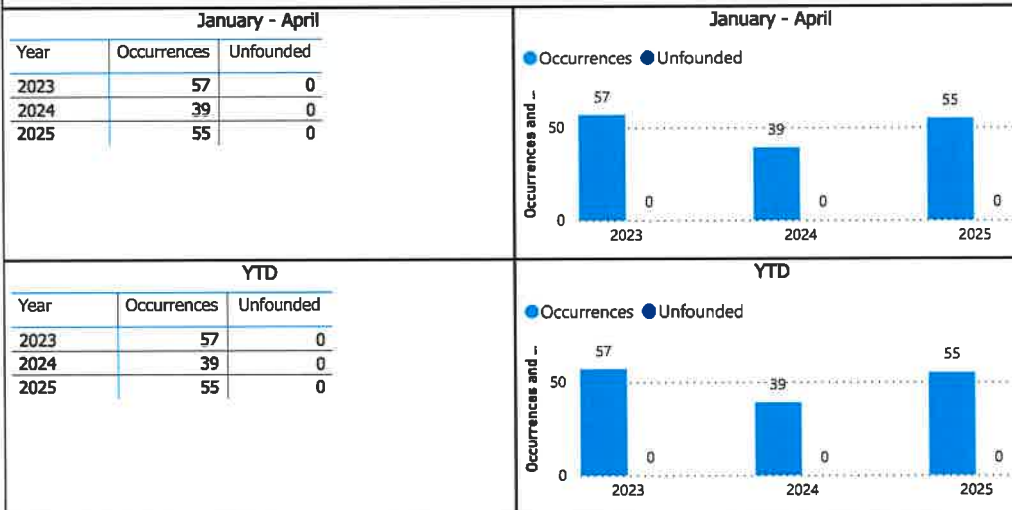
Data source date:

12-May-2025

Report Generated on:  
14-May-2025 9:44:00 AM

**OPP Detachment Board Report  
Records Management System  
January - April 2025**

**Mental Health Act Occurrences**



**Mental Health Act Occurrences by Occurrence Type**

January - April		
Year	2025	
OccurrenceType	Occurrences	Unfounded
Assault	2	0
Assist Other Non Police Agency	1	0
Attempt or threat of suicide	8	0
Bail violations	2	0
Cyber Enabled Crime - Online Fraud	1	0
Family dispute	1	0
Impaired/over 80	1	0
Intimate Partner Violence	1	0
Mental health act	30	0
Mischief	2	0
Person Well-Being Check	1	0
Threats	2	0
Trouble with youth	2	0
Warrants	1	0
<b>Total</b>	<b>55</b>	<b>0</b>

Detachment: 4H - MANITOULIN (Little Current)

Location code(s): 4H00 - MANITOULIN (Little Current), 4H30 - GORE BAY

Area(s): ALL

Data source date:

12-May-2025

Report Generated on:  
14-May-2025 9:42:03 AM

# **Calls For Service (CFS) Billing Summary Report** **MANITOULIN Dist. - Northeastern Manitoulin and The Islands T**

Max Date Loaded May 14, 2025

Billing Category	2025					2024				
	April to April	Year to Date	Time Std	YTD Weighted Hrs		April to April	Year to Date	Time Std	YTD Weighted Hrs	
(Billing categories below do not match traditional crime groupings)										
Violent Criminal Code	7	23	14.80	340.40	1	3	23	14.80	340.40	
Property Crime Violations	4	25	6.20	155.00	2	9	22	6.20	136.40	
Other Criminal Code Violations (Excluding traffic)	5	19	7.10	134.90	3	2	10	7.10	71.00	
Drug Possession		3	5.90	17.70	4		1	5.90	5.90	
Drugs		2	88.10	176.20	5			88.10		
Operational	30	105	3.90	409.50	6	31	108	3.90	421.20	
Operational2	15	39	1.70	66.30	7	8	26	1.70	44.20	
Statutes & Acts	11	35	3.50	122.50	8	2	16	3.50	56.00	
Traffic	4	24	3.80	91.20	9	4	18	3.80	68.40	
Total	76	275		1,513.70		59	224		1,143.50	

## **Note to Detachment Commanders:**

- **The content of each report is to be shared by the Detachment Commander only with the municipality for which it was generated. The municipality may treat this as a public document and distribute it as they wish.**
- All data is sourced from the Niche RMS application. Included are 'reported' occurrences (actuals and unfounded occurrences) for 'billable' occurrences ONLY. Data is refreshed on a weekly basis.
- The Traffic category includes motor vehicle collision (MVC) occurrences entered into Niche (UCR code 8521). MVCs are NOT sourced from the eCRS application for this report.
- Only the primary violation is counted within an occurrence.
- Time standards displayed are for the 2025 billing period.

## **Note to Municipalities:**

- Data contained within this report is dynamic in nature and numbers will change over time as the Ontario Provincial Police continues to investigate and solve crime.
- This report is NOT to be used for crime trend analysis as not all occurrences are included.
- Data groupings within this report do not match traditional crime groupings seen in other public reports such as the OPP Detachment Board reports or Statistics Canada reporting.

# Calls For Service (CFS) Billing Summary Report - Detail

Max Date Loaded May 14, 2025

Billing Category: Violent Criminal Code

MANITOULIN Dist. - Northeastern Manitoulin and The Islands T  
2025

Offence	2025				2024			
	April to April	Year to Date	Time Std	YTD Weighted Hrs	April to April	Year to Date	Time Std	YTD Weighted Hrs
Assault - Level 1	2	8	14.80	118.40	1	6	14.80	88.80
Assault Peace Officer		2	14.80	29.60			14.80	
Assault With Weapon or Causing Bodily Harm - Level 2	2	5	14.80	74.00		6	14.80	88.80
Criminal Harassment	2	3	14.80	44.40	1	2	14.80	29.60
Criminal Harassment - Offender Unknown		1	14.80	14.80			14.80	
Forcible confinement			14.80			1	14.80	14.80
Indecent/Harassing Communications			14.80			1	14.80	14.80
Non-Consensual Distribution of Intimate Images		1	14.80	14.80			14.80	
Sexual Assault		2	14.80	29.60		1	14.80	14.80
Utter Threats to Person	1	1	14.80	14.80	1	6	14.80	88.80
<b>Total</b>	<b>7</b>	<b>23</b>		<b>340.40</b>	<b>3</b>	<b>23</b>		<b>340.40</b>

Detailed Report View - Expanded view of the report listing the counts by actual offence within each billable work group.

# Calls For Service (CFS) Billing Summary Report - Detail

Max Date Loaded May 14, 2025

Billing Category: Property Crime Violations

MANITOULIN Dist - Northeastern Manitoulin and The Islands T  
2025

2024

Offence	April to April	Year to Date	Time Std	YTD Weighted Hrs	April to April	Year to Date	Time Std	YTD Weighted Hrs
Break & Enter			6.20	2		1	6.20	6.20
Fraud - False Pretence Under \$5,000			6.20	2	2	3	6.20	18.60
Fraud - Master Code		1	6.20	6.20	2	2	6.20	12.40
Fraud - Money/property/security Over \$5,000		2	6.20	12.40				6.20
Fraud - Money/property/security Under \$5,000	1	3	6.20	18.60	1	2	6.20	12.40
Fraud - Other	1	5	6.20	31.00	1	1	6.20	6.20
Mischief	2	5	6.20	31.00	2	6	6.20	37.20
Personation with Intent (fraud)		1	6.20	6.20				6.20
Possession of Stolen Goods over \$5,000		1	6.20	6.20				6.20
Property Damage		2	6.20	12.40		2	6.20	12.40
Theft FROM Motor Vehicles Under \$5,000			6.20	2		1	6.20	6.20
Theft of - Automobile		1	6.20	6.20		1	6.20	6.20
Theft of Motor Vehicle		1	6.20	6.20				6.20
Theft Over \$5,000 - Other Theft			6.20	2	1	1	6.20	6.20
Theft Under \$5,000 - Farm Agricultural Livestock			6.20	2		1	6.20	6.20
Theft Under \$5,000 - Master Code		1	6.20	6.20				6.20
Theft Under \$5,000 - Other Theft		2	6.20	12.40				6.20
Theft Under \$5,000 SHOPLIFTING			6.20	2		1	6.20	6.20
<b>Total</b>	<b>4</b>	<b>25</b>		<b>155.00</b>	<b>9</b>	<b>22</b>		<b>136.40</b>

Detailed Report View - Expanded view of the report listing the counts by actual offence within each billable work group.

# Calls For Service (CFS) Billing Summary Report - Detail

Max Date Loaded May 14, 2025

MANITOULIN Dist. - Northeastern Manitoulin and The Islands T  
2025

Offence	2024				2025			
	April to April	Year to Date	Time Std	YTD Weighted Hrs	April to April	Year to Date	Time Std	YTD Weighted Hrs
Bail Violations - Fail To Comply		9	7.10	63.90	1	3	7.10	21.30
Bail Violations - Master Code		1	7.10	7.10			7.10	
Breach of Probation	1	1	7.10	7.10		1	7.10	7.10
Breach of Recognizance (811)			7.10			1	7.10	7.10
Disturb the Peace	1	2	7.10	14.20	1	2	7.10	14.20
Offensive Weapons - Carry concealed	1	1	7.10	7.10			7.10	
Offensive Weapons - Explosives		2	7.10	14.20			7.10	
Offensive Weapons - Possession of Weapons		3	7.10	21.30		1	7.10	7.10
Public Mischief - mislead peace officer			7.10			2	7.10	14.20
<b>Total</b>	<b>5</b>	<b>19</b>		<b>134.90</b>	<b>2</b>	<b>10</b>		<b>71.00</b>

**Calls For Service (CFS) Billing Summary Report - Detail**  
MANITOULIN Dist. - Northeastern Manitoulin and The Islands T  
2025

Max Date Loaded May 14, 2025

Billing Category: Drug Possession

Offence

2025				2024			
April to April	Year to Date	Time Std	YTD Weighted Hrs	April to April	Year to Date	Time Std	YTD Weighted Hrs
		5.90			1	5.90	5.90
DRUG related occurrence							
Possession - Other Controlled Drugs and Substances Act	1	5.90	5.90			5.90	
Possession-Opioid (other than heroin)	2	5.90	11.80			5.90	
<b>Total</b>	<b>3</b>		<b>17.70</b>		<b>1</b>		<b>5.90</b>

Calls For Service (CFS) Billing Summary Report - Detail  
MANITOULIN Dist. - Northeastern Manitoulin and The Islands T  
2025

Max Date Loaded May 14, 2025

Billing Category: Drugs

Offence	2025				2024			
	April to April	Year to Date	Time Std	YTD Weighted Hrs	April to April	Year to Date	Time Std	YTD Weighted Hrs
Trafficking - Cocaine		1	88.10	88.10			88.10	
Trafficking - Heroin		1	88.10	88.10			88.10	
Total		2		176.20				



# Calls For Service (CFS) Billing Summary Report - Detail

Max Date Loaded May 14, 2025

MANITOULIN Dist. - Northeastern Manitoulin and The Islands T  
2025

Billing Category: Other Criminal Code Violations (Excluding traffic)

Offence	2025				2024			
	April to April	Year to Date	Time Std	YTD Weighted Hrs	April to April	Year to Date	Time Std	YTD Weighted Hrs
Animal - Master Code			3.90	6	1	1	3.90	3.90
Animal - Other		1	3.90	3.90 6			3.90	
Animal Injured	1	1	3.90	3.90 6	1	3	3.90	11.70
Animal Stray		1	3.90	3.90 6		1	3.90	3.90
Assist Public	3	20	3.90	78.00 6	8	25	3.90	97.50
Domestic Disturbance	9	22	3.90	85.80 6	1	12	3.90	46.80
FAMILY DISPUTE	4	9	3.90	35.10 6	7	16	3.90	62.40
Found - Household Property	1	1	3.90	3.90 6		2	3.90	7.80
Found - Jewellery		1	3.90	3.90 6			3.90	
Found Property - Master Code		6	3.90	23.40 6	2	3	3.90	11.70
Insecure Condition - Master Code	1	2	3.90	7.80 6			3.90	
Lost - Household Property		1	3.90	3.90 6			3.90	
Lost - License Plate			3.90	6		1	3.90	3.90
Lost - Personal Accessories		1	3.90	3.90 6			3.90	
Lost Property - Master Code			3.90	6		3	3.90	11.70
Medical Assistance - Other		1	3.90	3.90 6		1	3.90	3.90
Missing Person 12 & older	1	2	3.90	7.80 6			3.90	
Missing Person Located 12 & older		1	3.90	3.90 6		2	3.90	7.80
Missing Person Located Under 12		1	3.90	3.90 6			3.90	
Neighbour Dispute		3	3.90	11.70 6	1	4	3.90	15.60
Noise Complaint - Animal		4	3.90	15.60 6		1	3.90	3.90
Noise Complaint - Master Code		2	3.90	7.80 6	1	3	3.90	11.70
Noise Complaint - Others		1	3.90	3.90 6			3.90	
Phone - Master Code		1	3.90	3.90 6		2	3.90	7.80
Sudden Death - Natural Causes	1	2	3.90	7.80 6	1	2	3.90	7.80
Suspicious Person	2	5	3.90	19.50 6	2	5	3.90	19.50
Suspicious vehicle	3	6	3.90	23.40 6	2	4	3.90	15.60
Text- related Incident (Texting)			3.90	6		1	3.90	3.90
Trouble with Youth	3	5	3.90	19.50 6	2	5	3.90	19.50
Unwanted Persons	1	4	3.90	15.60 6	2	11	3.90	42.90
Vehicle Recovered - Automobile		1	3.90	3.90 6			3.90	
<b>Total</b>	<b>30</b>	<b>105</b>		<b>409.50</b>	<b>31</b>	<b>108</b>		<b>421.20</b>

# Calls For Service (CFS) Billing Summary Report - Detail

Max Date Loaded May 14, 2025

Billing Category: Operational2

MANITOULIN Dist. - Northeastern Manitoulin and The Islands T  
2025

Offence	2025				2024			
	April to April	Year to Date	Time Std	YTD Weighted Hrs	April to April	Year to Date	Time Std	YTD Weighted Hrs
911 call - Dropped Cell	1	2	1.70	3.40	7	1	1.70	1.70
911 call / 911 hang up	4	8	1.70	13.60	7	3	7	11.90
False Alarm - Accidental Trip		1	1.70	1.70	7	1	1.70	1.70
False Alarm - Cancelled			1.70		7	1	1.70	1.70
False Alarm - Others	7	19	1.70	32.30	7	2	7	11.90
False Holdup Alarm - Accidental Trip	3	7	1.70	11.90	7		1.70	
Keep the Peace		2	1.70	3.40	7	3	9	15.30
<b>Total</b>	<b>15</b>	<b>39</b>		<b>66.30</b>	<b>8</b>	<b>26</b>		<b>44.20</b>

Detailed Report View - Expanded view of the report listing the counts by actual offence within each billable work group.

**Calls For Service (CFS) Billing Summary Report - Detail**  
**MANITOULIN Dist - Northeastern Manitoulin and The Islands T**  
**2025**

Max Date Loaded May 14, 2025

Billing Category: Statutes & Acts

Offence	2025				2024			
	April to April	Year to Date	Time Std	YTD Weighted Hrs	April to April	Year to Date	Time Std	YTD Weighted Hrs
Custody Dispute			3.50	8			1	3.50
Landlord / Tenant		2	3.50	7.00			1	3.50
Mental Health Act	4	13	3.50	45.50	1	5	3.50	17.50
Mental Health Act - Apprehension	2	8	3.50	28.00		3	3.50	10.50
Mental Health Act - Attempt Suicide		1	3.50	3.50			1	3.50
Mental Health Act - No Contact with Police			3.50	8			1	3.50
Mental Health Act - Placed on Form		1	3.50	3.50			1	3.50
Mental Health Act - Threat of Suicide	1	2	3.50	7.00		1	3.50	3.50
Mental Health Act - Voluntary Transport	1	2	3.50	7.00	1	3	3.50	10.50
Trespass To Property Act	3	6	3.50	21.00		2	3.50	7.00
<b>Total</b>	<b>11</b>	<b>35</b>		<b>122.50</b>	<b>2</b>	<b>16</b>		<b>56.00</b>

Detailed Report View - Expanded view of the report listing the counts by actual offence within each billable work group.

**Calls For Service (CFS) Billing Summary Report - Detail**  
 MANITOULIN Dist. - Northeastern Manitoulin and The Islands T  
 2025

Max Date Loaded May 14, 2025

Billing Category: Traffic

Offence	2025				2024			
	April to April	Year to Date	Time Std	YTD Weighted Hrs	April to April	Year to Date	Time Std	YTD Weighted Hrs
MVC - PROP. DAM. FAILED TO REM (MOTOR VEHICLE COLLISION)	1	3	3.80	11.40		4	3.80	15.20
MVC - PROP. DAM. NON REPORTABLE (MOTOR VEHICLE COLLISION)	1	11	3.80	41.80	1	3	3.80	11.40
MVC - PROP. DAM. REPORTABLE (MOTOR VEHICLE COLLISION)	2	8	3.80	30.40	3	11	3.80	41.80
MVC (MOTOR VEHICLE COLLISION) - Master Code		2	3.80	7.60			3.80	
<b>Total</b>	<b>4</b>	<b>24</b>		<b>91.20</b>	<b>4</b>	<b>18</b>		<b>68.40</b>

**Calls For Service (CFS) Billing Summary Report**  
MANITOULIN Dist. - Northeastern Manitoulin and The Islands T

Max Date Loaded May 14, 2025

Billing Category	2025						2024			
	January to March	Year to Date	Time Std	YTD Weighted Hrs	January to March		Year to Date	Time Std	YTD Weighted Hrs	
(Billing categories below do not match traditional crime groupings)										
Violent Criminal Code	16	23	14.80	340.40	1	16	23	14.80	340.40	
Property Crime Violations	20	25	6.20	155.00	2	7	22	6.20	136.40	
Other Criminal Code Violations (Excluding traffic)	11	19	7.10	134.90	3	5	10	7.10	71.00	
Drug Possession	3	3	5.90	17.70	4		1	5.90	5.90	
Drugs	2	2	88.10	176.20	5			88.10		
Operational	62	105	3.90	409.50	6	58	108	3.90	421.20	
Operational2	20	39	1.70	66.30	7	13	26	1.70	44.20	
Statutes & Acts	20	35	3.50	122.50	8	13	16	3.50	56.00	
Traffic	17	24	3.80	91.20	9	8	18	3.80	68.40	
Total	171	275		1,513.70		120	224		1,143.50	

**Note to Detachment Commanders:**

- The content of each report is to be shared by the Detachment Commander only with the municipality for which it was generated. The municipality may treat this as a public document and distribute it as they wish.
- All data is sourced from the Niche RMS application. Included are 'reported' occurrences (actuals and unfounded occurrences) for 'billable' occurrences ONLY. Data is refreshed on a weekly basis.
- The Traffic category includes motor vehicle collision (MVC) occurrences entered into Niche (UCR code 8521). MVCs are NOT sourced from the eCRS application for this report.
- Only the primary violation is counted within an occurrence.
- Time standards displayed are for the 2025 billing period.

**Note to Municipalities:**

- Data contained within this report is dynamic in nature and numbers will change over time as the Ontario Provincial Police continues to investigate and solve crime.
- This report is NOT to be used for crime trend analysis as not all occurrences are included.
- Data groupings within this report do not match traditional crime groupings seen in other public reports such as the OPP Detachment Board reports or Statistics Canada reporting.

Calls For Service (CFS) Billing Summary Report - Detail

Max Date Loaded May 14, 2025

MANITOULIN Dist - Northeastern Manitoulin and The Islands T 2025									
2024									
Billing Category: Violent Criminal Code	Offence	January to March	Year to Date	Time Std	YTD Weighted Hrs	January to March	Year to Date	Time Std	YTD Weighted Hrs
	Assault - Level 1	6	8	14.80	118.40	4	6	14.80	88.80
	Assault Peace Officer	2	2	14.80	29.60			14.80	
	Assault With Weapon or Causing Bodily Harm - Level 2	3	5	14.80	74.00	4	6	14.80	88.80
	Criminal Harassment	1	3	14.80	44.40	1	2	14.80	29.60
	Criminal Harassment - Offender Unknown	1	1	14.80	14.80			14.80	
	Forcible confinement			14.80		1	1	14.80	14.80
	Indecent/Harassing Communications			14.80		1	1	14.80	14.80
	Non-Consensual Distribution of Intimate Images	1	1	14.80	14.80			14.80	
	Sexual Assault	2	2	14.80	29.60	1	1	14.80	14.80
	Utter Threats to Person		1	14.80	14.80	4	6	14.80	88.80
	Total	16	23		340.40	16	23		340.40

**Calls For Service (CFS) Billing Summary Report - Detail**  
**MANITOULIN Dist. - Northeastern Manitoulin and The Islands T**  
**2025**

Max Date Loaded May 14, 2025

Billing Category: Property Crime Violations

Offence	2024				2025			
	January to March	Year to Date	Time Std	YTD Weighted Hrs	January to March	Year to Date	Time Std	YTD Weighted Hrs
Break & Enter			6.20	6.20			6.20	6.20
Fraud - False Pretence Under \$5,000			6.20	6.20	1	3	6.20	18.60
Fraud - Master Code		1	6.20	6.20		2	6.20	12.40
Fraud - Money/property/security Over \$5,000		2	6.20	12.40			6.20	6.20
Fraud - Money/property/security Under \$5,000		2	6.20	18.60	1	2	6.20	12.40
Fraud - Other		4	6.20	31.00		1	6.20	6.20
Mischief		3	6.20	31.00	3	6	6.20	37.20
Personation with Intent (fraud)		1	6.20	6.20			6.20	6.20
Possession of Stolen Goods over \$5,000		1	6.20	6.20			6.20	6.20
Property Damage		2	6.20	12.40	1	2	6.20	12.40
Theft FROM Motor Vehicles Under \$5,000			6.20	6.20		1	6.20	6.20
Theft of - Automobile		1	6.20	6.20		1	6.20	6.20
Theft of Motor Vehicle		1	6.20	6.20			6.20	6.20
Theft Over \$5,000 - Other Theft			6.20	6.20		1	6.20	6.20
Theft Under \$5,000 - Farm Agricultural Livestock			6.20	6.20	1	1	6.20	6.20
Theft Under \$5,000 - Master Code		1	6.20	6.20			6.20	6.20
Theft Under \$5,000 - Other Theft		1	6.20	12.40			6.20	6.20
Theft Under \$5,000 SHOPLIFTING			6.20	6.20		1	6.20	6.20
<b>Total</b>	<b>20</b>	<b>25</b>		<b>155.00</b>	<b>7</b>	<b>22</b>		<b>136.40</b>



# Calls For Service (CFS) Billing Summary Report - Detail

Max Date Loaded May 14, 2025

MANITOULIN Dist. - Northeastern Manitoulin and The Islands T  
2025

Billing Category: Other Criminal Code Violations (Excluding traffic)

Offence	2024				2025			
	January to March	Year to Date	Time Std	YTD Weighted Hrs	January to March	Year to Date	Time Std	YTD Weighted Hrs
Bail Violations - Fail To Comply	8	9	7.10	63.90	3	1	3	21.30
Bail Violations - Master Code	1	1	7.10	7.10	3			7.10
Breach of Probation		1	7.10	7.10	3	1	1	7.10
Breach of Recognizance (B11)			7.10		3		1	7.10
Disturb the Peace	1	2	7.10	14.20	3	1	2	14.20
Offensive Weapons - Carry concealed		1	7.10	7.10	3			7.10
Offensive Weapons - Explosives		2	7.10	14.20	3			7.10
Offensive Weapons - Possession of Weapons	1	3	7.10	21.30	3	1	1	7.10
Public Mischief - mislead peace officer			7.10		3	1	2	14.20
<b>Total</b>	<b>11</b>	<b>19</b>		<b>134.90</b>		<b>5</b>	<b>10</b>	<b>71.00</b>

Calls For Service (CFS) Billing Summary Report - Detail

Max Date Loaded May 14, 2025

Billing Category: Drug Possession		2025				2024			
Offence		January to March	Year to Date	Time Std	YTD Weighted Hrs	January to March	Year to Date	Time Std	YTD Weighted Hrs
DRUG related occurrence				5.90	4		1	5.90	5.90
Possession - Other Controlled Drugs and Substances Act		1	1	5.90	5.90 4			5.90	
Possession-Opioid (other than heroin)		2	2	5.90	11.80 4			5.90	
Total		3	3		17.70		1		5.90

**Calls For Service (CFS) Billing Summary Report - Detail**  
MANITOULIN Dist. - Northeastern Manitoulin and The Islands T  
2025

Max Date Loaded May 14, 2025

Billing Category: Drugs

Offence	2025				2024			
	January to March	Year to Date	Time Std	YTD Weighted Hrs	January to March	Year to Date	Time Std	YTD Weighted Hrs
Trafficking - Cocaine	1	1	88.10	88.10			88.10	
Trafficking - Heroin	1	1	88.10	88.10			88.10	
<b>Total</b>	<b>2</b>	<b>2</b>		<b>176.20</b>				

# Calls For Service (CFS) Billing Summary Report - Detail

Max Date Loaded May 14, 2025

MANITOULIN Dist. - Northeastern Manitoulin and The Islands T  
2025

Offence	2024				2025			
	January to March	Year to Date	Time Std	YTD Weighted Hrs	January to March	Year to Date	Time Std	YTD Weighted Hrs
Animal - Master Code			3.90	6			3.90	3.90
Animal - Other	1	1	3.90	3.90			3.90	
Animal Injured		1	3.90	3.90	2	3	3.90	11.70
Animal Stray	1	1	3.90	3.90	1	1	3.90	3.90
Assist Public	13	20	3.90	78.00	12	25	3.90	97.50
Domestic Disturbance	11	22	3.90	85.80	9	12	3.90	46.80
FAMILY DISPUTE	5	9	3.90	35.10	8	16	3.90	62.40
Found - Household Property		1	3.90	3.90		2	3.90	7.80
Found - Jewellery	1	1	3.90	3.90			3.90	
Found Property - Master Code	4	6	3.90	23.40	1	3	3.90	11.70
Insecure Condition - Master Code	1	2	3.90	7.80			3.90	
Lost - Household Property	1	1	3.90	3.90			3.90	
Lost - License Plate			3.90	6	1	1	3.90	3.90
Lost - Personal Accessories	1	1	3.90	3.90			3.90	
Lost Property - Master Code			3.90	6	1	3	3.90	11.70
Medical Assistance - Other	1	1	3.90	3.90		1	3.90	3.90
Missing Person 12 & older	1	2	3.90	7.80			3.90	
Missing Person Located 12 & older	1	1	3.90	3.90	2	2	3.90	7.80
Missing Person Located Under 12	1	1	3.90	3.90			3.90	
Neighbour Dispute	3	3	3.90	11.70	3	4	3.90	15.60
Noise Complaint - Animal	4	4	3.90	15.60	1	1	3.90	3.90
Noise Complaint - Master Code	2	2	3.90	7.80	1	3	3.90	11.70
Noise Complaint - Others		1	3.90	3.90			3.90	
Phone - Master Code	1	1	3.90	3.90	2	2	3.90	7.80
Sudden Death - Natural Causes	1	2	3.90	7.80	1	2	3.90	7.80
Suspicious Person	1	5	3.90	19.50		5	3.90	19.50
Suspicious vehicle	2	6	3.90	23.40	1	4	3.90	15.60
Text- related Incident (Texting)			3.90	6	1	1	3.90	3.90
Trouble with Youth	2	5	3.90	19.50	2	5	3.90	19.50
Unwanted Persons	2	4	3.90	15.60	9	11	3.90	42.90
Vehicle Recovered - Automobile	1	1	3.90	3.90			3.90	
<b>Total</b>	<b>62</b>	<b>105</b>		<b>409.50</b>	<b>58</b>	<b>108</b>		<b>421.20</b>

# Calls For Service (CFS) Billing Summary Report - Detail

Max Date Loaded May 14, 2025

Billing Category: Operational2

MANITOULIN Dist. - Northeastern Manitoulin and The Islands T  
2025

Offence	2025				2024			
	January to March	Year to Date	Time Std	YTD Weighted Hrs	January to March	Year to Date	Time Std	YTD Weighted Hrs
911 call - Dropped Cell		2	1.70	3.40	1	1	1.70	1.70
911 call / 911 hang up	4	8	1.70	13.60	3	7	1.70	11.90
False Alarm - Accidental Trip	1	1	1.70	1.70	1	1	1.70	1.70
False Alarm - Cancelled			1.70		1	1	1.70	1.70
False Alarm - Others	9	19	1.70	32.30	2	7	1.70	11.90
False Holdup Alarm - Accidental Trip	4	7	1.70	11.90			1.70	
Keep the Peace	2	2	1.70	3.40	5	9	1.70	15.30
<b>Total</b>	<b>20</b>	<b>39</b>		<b>66.30</b>	<b>13</b>	<b>26</b>		<b>44.20</b>

# Calls For Service (CFS) Billing Summary Report - Detail

Max Date Loaded May 14, 2025

Billing Category: Statutes & Acts

MANITOULIN Dist. - Northeastern Manitoulin and The Islands T  
2025

Offence	2025				2024			
	January to March	Year to Date	Time Std	YTD Weighted Hrs	January to March	Year to Date	Time Std	YTD Weighted Hrs
Custody Dispute			3.50	8.00	1	1	3.50	3.50
Landlord / Tenant	1	2	3.50	7.00			3.50	
Mental Health Act	7	13	3.50	45.50	4	5	3.50	17.50
Mental Health Act - Apprehension	5	8	3.50	28.00	2	3	3.50	10.50
Mental Health Act - Attempt Suicide	1	1	3.50	3.50			3.50	
Mental Health Act - No Contact with Police			3.50		1	1	3.50	3.50
Mental Health Act - Placed on Form	1	1	3.50	3.50			3.50	
Mental Health Act - Threat of Suicide	1	2	3.50	7.00	1	1	3.50	3.50
Mental Health Act - Voluntary Transport	1	2	3.50	7.00	2	3	3.50	10.50
Trespass To Property Act	3	6	3.50	21.00	2	2	3.50	7.00
<b>Total</b>	<b>20</b>	<b>35</b>		<b>122.50</b>	<b>13</b>	<b>16</b>		<b>56.00</b>

Detailed Report View - Expanded view of the report listing the counts by actual offence within each billable work group.

Calls For Service (CFS) Billing Summary Report - Detail

Max Date Loaded May 14, 2025

Billing Category: Traffic

MANITOULIN Dist. - Northeastern Manitoulin and The Islands T  
2025

2024

Offence	January to March	Year to Date	Time Std	YTD Weighted Hrs	January to March	Year to Date	Time Std	YTD Weighted Hrs
MVC - PROP. DAM. FAILED TO REM (MOTOR VEHICLE COLLISION)	2	3	3.80	11.40	1	4	3.80	15.20
MVC - PROP. DAM. NON REPORTABLE (MOTOR VEHICLE COLLISION)	8	11	3.80	41.80	1	3	3.80	11.40
MVC - PROP. DAM. REPORTABLE (MOTOR VEHICLE COLLISION)	5	8	3.80	30.40	6	11	3.80	41.80
MVC (MOTOR VEHICLE COLLISION) - Master Code	2	2	3.80	7.60			3.80	
<b>Total</b>	<b>17</b>	<b>24</b>		<b>91.20</b>	<b>8</b>	<b>18</b>		<b>68.40</b>