AGENDA
A meeting of the Council of the Corporation
of the Town of Northeastern Manitoulin and the Islands
to be held on Tuesday, September 20, 2022
Electronic Format at 7:00 p.m.

1. **Call to Order**

2. **Approval of Agenda**

   Disclosure of Pecuniary Interest & General Nature Thereof

3. **Minutes of Previous Meeting**
   i. Confirming By-Law 2022-46

4. Manager Reports
   i. Fire Department – Fire Chief Duane Deschamps
   ii. Public Works – Manager of Public Works, Wayne Williamson
   iii. Community Services – Manager of Community Services, Reid Taylor
   iv. Building Controls

5. **New Business**
   i. Canada Post – Community Hub
   ii. Letter of Support – Funding application Manitoulin Phragmites
   iii. Manitoulin Planning Board - Richard and Doug McLay planning application

6. **Minutes and Other Reports**
   i. Manitoulin East Airport Minutes
   ii. Mayor's update

7. **Adjournment**

THE CORPORATION OF THE TOWN OF
NORTHEASTERN MANITOULIN AND THE ISLANDS

BY-LAW NO. 2022-46

Being a by-law of the Corporation of the Town of Northeastern Manitoulin and the Islands to adopt the minutes of Council for the term commencing December 4, 2018 and authorizing the taking of any action authorized therein and thereby.

WHEREAS the Municipal Act, S.O. 2001, c. 25. s. 5 (3) requires a Municipal Council to exercise its powers by by-law, except where otherwise provided;

AND WHEREAS in many cases, action which is taken or authorized to be taken by a Council or a Committee of Council does not lend itself to an individual by-law;

NOW THEREFORE THE COUNCIL OF THE CORPORATION OF THE TOWN OF NORTHEASTERN MANITOULIN AND THE ISLANDS ENACTS AS FOLLOWS:

1. THAT the minutes of the meetings of the Council of the Corporation of the Town of Northeastern Manitoulin and the Islands for the term commencing December 4th, 2018 and held on:

   September 13, 2022

   are hereby adopted.

2. THAT the taking of any action authorized in or by the minutes mentioned in Section 1 hereof and the exercise of any powers by the Council or Committees by the said minutes are hereby ratified, authorized and confirmed.

3. THAT, where no individual by-law has been or is passed with respect to the taking of any action authorized in or by the minutes mentioned in Section 1 hereof or with respect to the exercise of any powers by the Council or Committees in the above-mentioned minutes, then this by-law shall be deemed for all purposes to be the by-law required for approving and authorizing the taking of any action authorized therein or thereby or required for the exercise of any power therein by the Council or Committees.

4. THAT the Mayor and proper Officers of the Corporation of the Town of Northeastern Manitoulin and the Islands are hereby authorized and directed to do all things necessary to give effect to the recommendations, motions, resolutions, reports, action and other decisions of the Council or Committees as evidenced by the above-mentioned minutes in Section 1 and the Mayor and Clerk are hereby authorized and directed to execute all necessary documents in the name of the Corporation of the Town of Northeastern Manitoulin and the Islands and to affix the seal of the Corporation thereto.

READ A FIRST, SECOND AND THIRD TIME AND FINALLY PASSED THIS 20th day of September 2022.

Al MacNevin	Mayor	Pam Cress	Clerk

The Corporation of the Town of Northeastern Manitoulin and the Islands
Minutes of a Regular Council meeting held Tuesday, September 13, 2022
Electronic Format (Zoom)

PRESENT: Mayor Al MacNevin, Councillors: Barb Baker, Al Boyd, Jim Ferguson, William Koehler, Laurie Cook, Dawn Orr, Mike Erskine, and Bruce Wood

STAFF PRESENT: David Williamson, CAO
Pam Cress, Clerk
Sheryl Wilkin, Treasurer

Mayor MacNevin called the meeting to order at 7:00 p.m.

Disclosure of pecuniary interest and the general nature thereof – none

Resolution No. 205-09-2022
Moved by: D. Orr
Seconded by: L. Cook
RESOLVED THAT the Council of the Corporation of the Town of Northeastern Manitoulin and the Islands approves agenda as amended.

Carried

Resolution No. 206-09-2022
Moved by: B. Wood
Seconded by: A. Boyd
RESOLVED THAT the Council of the Corporation of the Town of Northeastern Manitoulin and the Islands now reads for the first, second and third time and finally passes By-Law No 2022-45, being a by-law to adopt the minutes of Council for the term commencing December 4, 2018 and authorizing the taking of any action authorized therein and thereby.

Carried

Resolution No. 207-09-2022
Moved by: M. Erskine
Seconded by: J. Ferguson
RESOLVED THAT the Council of the Corporation of the Town of Northeastern Manitoulin and the Islands approves the financial reports as presented.

Carried

Resolution No. 208-09-2022
Moved by: W. Koehler
Seconded by: B. Wood
RESOLVED THAT the Council of the Corporation of the Town of Northeastern Manitoulin and the Islands accepts the tender for the waterline replacement behind the Anchor Inn Restaurant as submitted by Corbiere and Sons in the amount of $136 995.29 including HST.

Carried

Resolution No. 209-09-2022
Moved by: M. Erskine
Seconded by: A. Boyd
RESOLVED THAT the Council of the Corporation of the Town of Northeastern Manitoulin and the Islands approves he request for an underground electrical service at 5 Park Street as requested by Manitoulin District Services Board as per the attached letter.

Carried

Resolution No. 210-09-2022
Moved by: J. Ferguson
Seconded by: B. Wood
RESOLVED THAT the Council of the Corporation of the Town of Northeastern Manitoulin and the Islands does now adjourn at 7:22 p.m.

Carried

Al MacNevin Mayor

Pam Cress Clerk

FIRE DEPARTMENT REPORT TO COUNCIL

Aug 15th, 2022

CALLS FOR SERVICE (5)

Aug 20th ,	7835 hwy 6 alarm
Aug 20th,	48 meredith street alarm
Aug 26th,	11 Meredith street alarm
Aug 29th,	11 Meredith street alarm
Sept 9th,	70 Robinson street alarm

(FIRE APPARATUS & EQUIPMENT IN GOOD WORKING ORDER)

NORTHEASTERN MANITOULIN & THE ISLANDS

Public Works Report

September 20, 2022

Roads

Staff have been busy patching

All gravel roads have been regraded

Staff have ditched various roads around Little Current

Staff changed 3 culverts on White's Point Road, changed 1 on Townline Road

Roadside brushing is complete

Staff have been inspecting all culverts in the Municipality and updating the GIS system

Landfill

All operations are going well

Equipment

Ongoing maintenance is being performed daily

Repairs are being conducted as required

Report to Community Services/Public Works – September 20, 2022

Rec Centre

- Facilities are being used for
  - Meetings/Events/Programs/Classes
  - Maintenance as required
- Ice Plant/Hot Water Project is nearing completion
- Arena Ice is in and being used
  - Manitoulin Panthers have started rentals

This Month

- Drive Test Continues
- Vaccine Clinics continue
- Pickle Ball continues indoors and outdoors
- Ice Users Start at various intervals
  - Manitoulin Panthers
  - Little Current Flyers
  - Skate Canada
- Programs Starting
  - Children's Dance Class – Candice Irwin
  - Active Start – Michelle Anderson
  - Line Dancing – Joe Arnold
  - Various Craft and Cooking Classes
  - Youth & Seniors Drop-In Program

Marine, Parks & Outdoor Buildings

- Begin plans for end of season closing and winterizing
- Spider Bay
  - Staff are assisting customers, servicing boats, cleaning, etc.
  - Closes October 9th for the season
- Port of Little Current/Town Docks
  - Minimal Activity
  - Staff keeping public facilities open and clean
  - Closes October 9th for the season
  - Will start prepping docks for removal
- Cruise Ships
  - September 20th, 21st, 22nd, 24th, 28th – last ships of the year

NORTHEASTERN MANITOULIN & THE ISLANDS

Building Control Report to September 12, 2022

There have been 63 permits and 5 renewals issued this year. The permits are categorized as follows.

	Permits	Total
Residential – New	9	$34,382.00
Residential – Additions & Renovations	9	$8,416.00
Multi Residential – New	2	$20,574.00
Seasonal Dwellings – New	6	$19,552.00
Seasonal Dwellings – Additions & Renovations	2	$1,582.00
Detached Garages	11	$6,344.00
Accessory Buildings – New	6	$1,540.00
Decks – New & Alterations	8	$820.00
Commercial/Industrial New	2	$14,360.00
Commercial/Industrial – Additions & Renovations	3	$2,000.00
Demolition/Moving	5	$350.00
Permit Renewals	5	$250.00
Total	68	$110,250.00

One new residential permit, one residential reno permit, one new seasonal permit, one seasonal reno permit, one moving permit, one demolition permit and one accessory building permit have been issued since the last report. This report period has a construction value of **$745,000.00** and a permit value of **$9,170.00**. The total value of construction value to date is **$8,969,000.00** with a total building permit revenue of **$110,250.00.**

A1 **1X**

S/SIDE NON-ILLUMINATED PYLON SIGN

ENSEIGNE PYLÔNE S/FACE NON-LUMINEUSE

CUSTOM SCALE / ÉCH. 1/2" = 1'-0"

Area / Sup.	16 sq. ft. / 1,49 sq. m.
Weight / Poids	
Illumination	
Voltage	
LED Temp.	

Couleurs / Colours

Colours may not be exactly as shown on screen. Please refer to appropriate charts for exact colours.

Les couleurs illustrées à l'écran peuvent ne pas être exactes. Veuillez vous référer aux chartes appropriées pour les couleurs exactes

- C1 PO 1
- C2 PO 3
- C3 PO 4

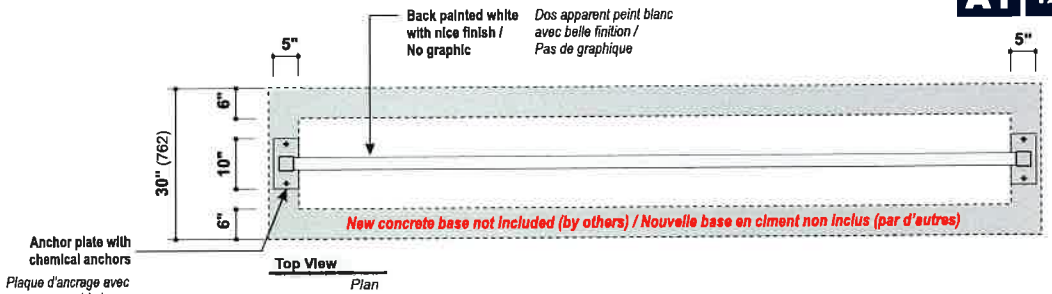

Top View
Plan

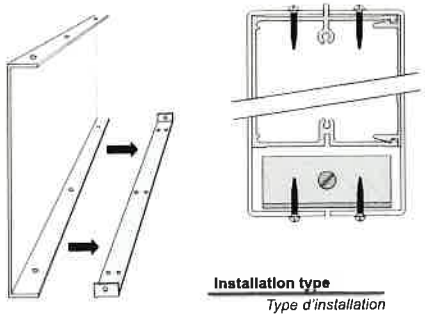

Installation type
Type d'installation

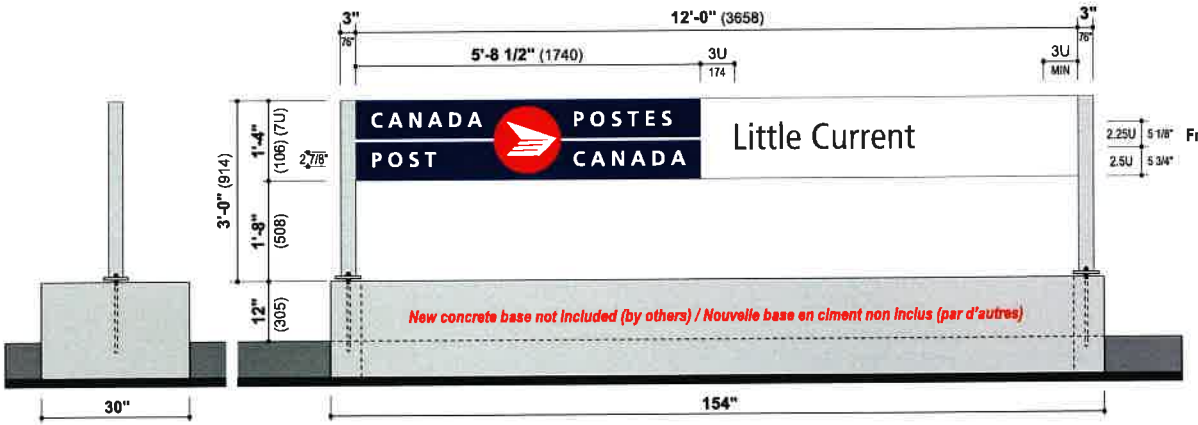

Side View
Profil

Graphic Elevation
Élévation graphique

Simulation

Remarques / Notes

A) The small sign on the front facade will be removed
B) Destruction and reconstruction of the box flowers not included and by others

A) La petite enseigne sur la façade avant sera enlevée
B) Destruction et reconstruction de la boîte à fleurs non inclus et par autres

See notes
Voir notes

ENGLISH

(2) 1/8" thick aluminum faces, painted white (Facet & back)
* No visible back graphic which will have a nice finish.
Vinyl graphic applied as 1st surface [C1] [C2] [C3].
Faces bent at the top and bottom and fixed with round headed screws on aluminum blades (see details).

(2) 3" x 3" posts, painted matching clear anodized.

FRANÇAIS

*(2) Faces d'aluminium de 1/8" d'épaisseur, peintes en blanc (Face & dos) * Pas de graphique au dos visible lequel aura une belle finition.*
Graphique de vinyle appliqué en 1re surface [C1] [C2] [C3].
Faces pliées dans le haut et le bas et fixées à l'aide de vis à têtes rondes sur des lames d'aluminium (voir détails).

(2) Poteaux de 3" x 3", peints appareillant anodisé clair.

Client Approval / Approbation client

Signature:

Date: / /
YEAR / ANNÉE MONTH / MOIS DAY / JOUR

RENDERING / RENDU

TRANSWORLD

CONTACT

9310, boul. Parkway,
Montréal (Québec) H1J 1N7
T : 514.352.8030 / F : 514.352.0386

info@transworldsigns.com
www.transworldsigns.com

AVIS / NOTICE

Ce dessin, incluant la conception graphique et les détails techniques, est la seule propriété d'Enseignes Transworld cie et ne peut être reproduit, copié ou utilisé pour fabrication sans l'autorisation préalable d'Enseignes Transworld cie.

This drawing, including graphic layout and technical details, is the property of Transworld Signs Co and cannot be reproduced, copied, or used without prior authorization from Transworld Signs Co.

Client
CANADA POST

Site

Adr. / Add.
14 Water Street, Little Current, ON

Date	Rep.	Des.
2022-08-10	L. Depelteau	CK

2022-06204-GDWG-A1-PYL

REVISIONS

		Des.	Date
01	Modifier type de fabrication pour non lumineux	CK	2022-08-30
02	Modifier type d'installation sur nouvelle boîte à fleurs en ciment	CK	2022-09-09
03	Corriger fonte pour Frutiger 57 Cn	CK	2022-09-13
04			
05			
06			

A3 1X S/SIDE NON-ILLUMINATED WALL SIGN

ENSEIGNE S/FACE MURALE NON-LUMINEUSE

SCALE / ÉCH. 3/8" = 1'-0"

Area / Sup.	135 sq. ft. / 12,54 sq. m.
Weight / Poids	
Illumination	
Voltage	
LED Temp.	

Couleurs / Colours

Colours may not be exactly as shown on screen. Please refer to appropriate charts for exact colours.

Les couleurs illustrées à l'écran peuvent ne pas être exactes. Veuillez vous référer aux chartes appropriées pour les couleurs exactes

Graphic Elevation
Élévation graphique

ENGLISH

CABINET : S/F sign fabricated with anodized aluminum. Slim model. Frameless look.

FACE : (1) Frameless white flexible face. Vinyl graphic applied on first surface (CPC will provide the high resolution image).

ILLUMINATION : None

FRANÇAIS

Boîtier : *Fabriqué d'aluminium anodisé. Modèle mince. Cadre: Non apparents.*

Face : *(1) Face de toile blanche. Graphique de vinyle appliqué en 1re surface (CPC fournira l'image haute résolution).*

Illumination : *Aucune*

Simulation

Remarques / Notes

***** IMPORTANT *****

The image provided is not good enough resolution for production at this scale.

L'image fournie n'est pas d'assez bonne résolution pour la production.

Client Approval / Approbation client

Signature:

Date: / /

RENDERING / RENDU

TRANSWORLD

CONTACT

9310, boul. Parkway,
Montréal (Québec) H1J 1N7
T : 514.352.8030 / F : 514.352.0386

info@transworldsigns.com
www.transworldsigns.com

AVIS / NOTICE

Ce dessin, incluant la conception graphique et les détails techniques, est la seule propriété d'Enseignes Transworld cie et ne peut être reproduit, copié ou utilisé pour fabrication sans l'autorisation préalable d'Enseignes Transworld cie.

This drawing, including graphic layout and technical details, is the property of Transworld Signs Co and cannot be reproduced, copied, or used without prior authorization from Transworld Signs Co.

Client CANADA POST

Site

Adr. / Add. 14 Water Street, Little Current, ON

Date	Rep.	Des.
2022-08-10	L. Depelteau	CK

2022-06204-GDWG-A3-SF

REVISIONS

	Des.	Date
01		
02		
03		
04		
05		
06		

A4 1X ILLUMINATED INTERIOR TECHNISNAP SIGN

CUSTOM ÉCH. / SCALE : 1/2" = 1'-0"

Area / Sup.	
Weight / Poids	
Illumination	LED BLANC / *WHITE*
Voltage	
LED Temp.	6500K

3000 lumens par boîte / 12, 000 total (4 boîtes)
3000 lumens per box / 12,000 total (4 boxes)

Couleurs / Colours

Colours may not be exactly as shown on screen. Please refer to appropriate charts for exact colours.

Les couleurs illustrées à l'écran peuvent ne pas être exactes. Veuillez vous référer aux chartes appropriées pour les couleurs exactes

C1

C2

C3

DETAILS

Échelle / Scale: 1 1/2" = 1'-0"

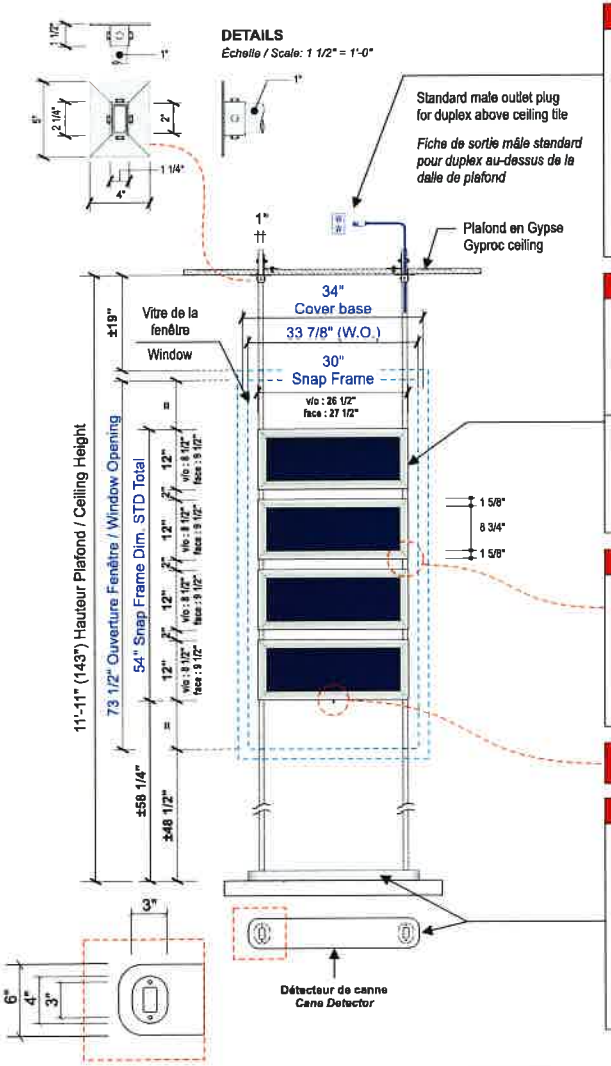

DÉTAILS ÉLECTRIQUES / ELECTRICAL DETAILS

OPTION - PLAFOND - :
Transfos à l'intérieur de l'enseigne.
Puissance électrique 120V de l'intérieur du plafond.

OPTION - CEILING - :
Transfos inside the sign.
120V electrical power from inside ceiling.

Cable Alimentation 120V60Cy
(1) GA#14-2 WIRE x 16'-0" LG
Blanc / *White*

Note : la prise électrique dédiée doit être installée par Postes Canada au plafond.

Note : Dedicated electrical outlet to be installed by Canada Post on ceiling.

(8) S/F SNAP FRAMES

Fini aluminium anodisé
Anodized Finished Aluminum

Snap Frame S/F : 12" x 30" (1 5/8" face)
16 Watts chaque / Each Snap Frame
3000 Lumens chaque / Each
White Led 6500 Kelvin, 24 Volt

TOTAL: (4) Snap Frame RECTO / (4) Snap Frame VERSO
12,000 Lumens chaque côté / Each side
(8) Snap Frame : 128 Watts, 1.1 Amp
(2) Transfos 100W24Volt (intégrés / Integrated)
NOTE: 1 Transfos for 4 Snap Frame on 1 side
REQUIS / *REQUIRED* : 1 Circuit 15 Amp 120V60CY

SUPPORT ALUMINIUM / ALUM SUPPORT

Peint appareillant la couleur anodisé
Painted to match Anodised Snap Frame Color

Poteau rectangulaire en aluminiun de 1" x 2"

Aluminum Rectangular Post 1" x 2"

Position du bouton de l'interrupteur
Switch button position

COUVERCLE DE BASE / BASE PLATE COVER

Peint appareillant la couleur anodisé
Painted to match Anodised Snap Frame Color

(2) Couvercles pour base en aluminium de 6" x 34" x 2" H avec coins ronds.
NOTE :
Pour dissimuler le bas des poteaux et pour localiser les obstacles pour les cannes de marche au sol.

(2) Covers for base in aluminum of 6" x 34" x 2" H with round corners.
NOTE :
To hide the top and bottom of posts and to detect obstacles for cane detector on the ground.

SUPPORTS AJUSTABLES / ADJUSTABLE SUPPORTS

Installation rigide sur la structure du bâtiment avec un angle boulonné au support et au boulon d'ancrage ou fixé au plafond en acier selon l'état du site.

Sign support installed to structural building structure with angle bolted to support & anchor bolt or fasten to steel ceiling trust as per site condition.

FINITION AU PLAFOND / CEILING FINISH

Capuchons de finition en aluminium anodisé, fabriqués à partir d'angles de 1 1/2" x 1 1 /2" avec boulons pour fixation aux poteaux de 1" x 2".

Anodized aluminum finish caps, fabricated from 1 1/2" x 1 1 /2" angles with bolts for attachment to 1" x 2" posts.



ENSEIGNES DE TYPE TECHNI-SNAP INTÉRIEURES LUMINEUSES

Montés dos à dos sur deux poteaux fixés à la charpente du bâtiment et au sol.
Les boîtiers sont en aluminium anodisé tel que les Snap Frames.
Poteaux peints appareillant l'anodisé
Faces d'acryliques plates blanches de 1/8" d'épaisseur #7328.
Graphiques en vinyle appliqués sur la 1ère surface
(**Note**: Recto Côté anglais / Verso Côté français).
Illuminé par des LED blanches des deux côtés.
Transfos intégrés dans les boîtiers.
Raccordement par d'autres.

TECHNI-SNAP TYPE SIGNS INTERIOR ILLUMINATED SIGNS

Mounted back to back on two posts fixed to the roof structure and to the ground.
Sign boxes to be anodized aluminium silver.
Posts painted to match anodized aluminiumm
1/8" thick white flat acrylic faces #7328.
Vinyl graphics applied on 1st surface.
*(**Note**: English side first / French side second).*
Illuminated with white LEDs on both sides.
Transformers located inside boxes.
Connection by others.

GRAPHIQUES À VENIR
GRAPHICS TO FOLLOW

ANCRAGE AU SOL / FLOOR ANCHORING

Bas du poteau ajustable / *Adjustable post bottom*
(4) Cheville d'ancrage de 1/4" x 2" long
(ou équivalent) & bouclier d'expansion.
(4) Anchor Bolt 1/4" x 2" Lg (or equivalent)
& expansion shield.
(2) Plaque d'aluminium / *Aluminum Base Plate*
4" x 3" x 1/2"

Remarques / Notes

Une longueur de fil électrique sera prévue pour le raccordement par l'électricien du client.

A length of electrical wire will be provided for connection by the customer's electrician.

Client Approval / Approbation client

Signature:

Date: / /
YEAR / ANNÉE MONTH / MOIS DAY / JOUR

RENDERING / RENDU

TRANSWORLD

CONTACT

9310, boul. Parkway,
Montréal (Québec) H1J 1N7
T : 514.352.8030 / F : 514.352.0386

info@transworldsigns.com
www.transworldsigns.com

AVIS / NOTICE

Ce dessin, incluant la conception graphique et les détails techniques, est la seule propriété d'Enseignes Transworld cie et ne peut être reproduit, copié ou utilisé pour fabrication sans l'autorisation préalable d'Enseignes Transworld cie.

This drawing, including graphic layout and technical details, is the property of Transworld Signs Co and cannot be reproduced, copied, or used without prior authorization from Transworld Signs Co.

Client
CANADA POST

Site

Adr. / Add.
14 Water Street, Little Current, ON

Date	Rep.	Des.
2022-08-10	L. Depelteau	CK

2022-06204-GDWG-A4-SNAPFRAME

REVISIONS

		Des.	Date
01	Modifier spécifications	CK	2022-08-12
02	Modifier spécifications pour la prise électrique	CK	2022-08-13
03			
04			
05			
06			

A5 1X NON-ILLUMINATED PLAQUE SIGN

PLAQUE MURALE NON-LUMINEUSE

SCALE / ÉCH. 1 1/2" = 36"

Area / Sup.	4,5 sq. ft. / 0,42 sq. m.
Weight / Poids	
Illumination	
Voltage	
LED Temp.	

Graphic Elevation

Élévation graphique

ENGLISH

White painted aluminum plate with graphic vinyl applied on the first surface.
(4) 3/8 Ø holes with screws (as requested on site).

FRANÇAIS

Plaque d'aluminium peint en blanc avec graphique en vinyle appliqué en première surface.
(4) trous de 3/8" Ø avec vis (selon requis).

Couleurs / Colours

Colours may not be exactly as shown on screen. Please refer to appropriate charts for exact colours.

Les couleurs illustrées à l'écran peuvent ne pas être exactes. Veuillez vous référer aux chartes appropriées pour les couleurs exactes

- C1 PO 1
- C2 PO 3
- C3 PO 4

Simulation

NEW PLAQUE SIGN

Existing

TO BE REMOVED

Remarques / Notes

Client Approval / Approbation client

Signature:

Date: / / (YEAR / ANNÉE, MONTH / MOIS, DAY / JOUR)

RENDERING / RENDU

TRANSWORLD

CONTACT

9310, boul. Parkway,
Montréal (Québec) H1J 1N7
T : 514.352.8030 / F : 514.352.0386

info@transworldsigns.com
www.transworldsigns.com

AVIS / NOTICE

Ce dessin, incluant la conception graphique et les détails techniques, est la seule propriété d'Enseignes Transworld cie et ne peut être reproduit, copié ou utilisé pour fabrication sans l'autorisation préalable d'Enseignes Transworld cie.

This drawing, including graphic layout and technical details, is the property of Transworld Signs Co and cannot be reproduced, copied, or used without prior authorization from Transworld Signs Co.

Client CANADA POST

Site

Adr. / Add. 14 Water Street, Little Current, ON

Date	Rep.	Des.
2022-08-10	L. Depelteau	CK

2022-06204-GDWG-A5-PLQ

REVISIONS

		Des.	Date
01	Modifier spécifications	CK	2022-08-12
02	Corriger fonts pour Frutiger 57 Cn	CK	2022-09-13
03			
04			
05			
06			

A6 2X S/F ALUMINUM PANELS ON POSTS

PANNEAUX S/F EN ALUMINIUM SUR POTEAUX

SCALE / ÉCH. 1 1/2" = 1'-0"

Area / Sup.	14,58 sq. ft. / 1,35 sq. m.
Weight / Poids	
Illumination	
Voltage	
LED Temp.	

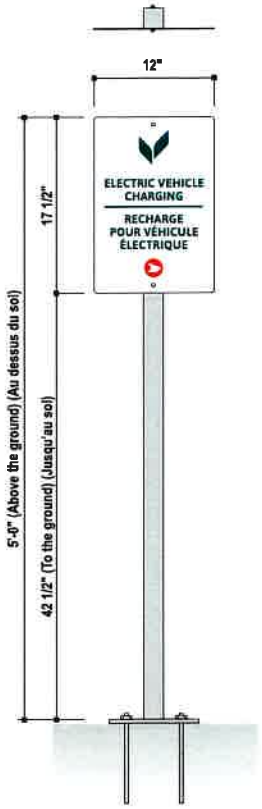

ÉCHELLE
SCALE : 1" = 1'-0"

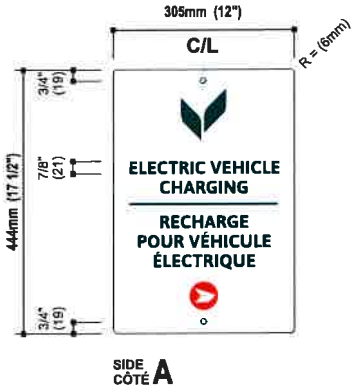



ENGLISH

3mm aluminium plate pre-painted or painted white (depending on availability).
Vinyl graphic applied on first surface.
Four rounded corners at : R = 6mm
(2) 3/8" Ø holes with 5/16" Ø x 2 3/4" stainless steel bolts, all painted white.
2" x 2" x 5'-0" tubular aluminum post, with ground anchor plate.

FRANÇAIS

Plaque en aluminium de 3 mm pré-peint ou peint en blanc (selon disponibilité).
Graphique en vinyle appliqué en première surface.
Quatre coins arrondis à : R = 6mm
(2) trous de 3/8" Ø avec boulons 5/16" Ø x 2 3/4" en acier inoxydable, le tout peint en blanc.
Poteau en tubulaire d'aluminium de 2" x 2" x 5'-0", avec plaque d'ancrage au sol.

Couleurs / Colours

Colours may not be exactly as shown on screen. Please refer to appropriate charts for exact colours.

Les couleurs illustrées à l'écran peuvent ne pas être exactes. Veuillez vous référer aux chartes appropriées pour les couleurs exactes

C1	PMS 485C
G5	White/Blanc
C7	PMS 323C

Remarques / Notes

Anchor details to be confirmed

Détails d'ancrage à être confirmé

Simulation

Parking Lot

Client Approval / Approbation client

Signature:

Date: / /
YEAR / ANNÉE MONTH / MOIS DAY / JOUR

RENDERING / RENDU

TRANSWORLD

CONTACT

9310, boul. Parkway,
Montréal (Québec) H1J 1N7
T : 514.352.8030 / F : 514.352.0386

info@transworldsigns.com
www.transworldsigns.com

AVIS / NOTICE

Ce dessin, incluant la conception graphique et les détails techniques, est la seule propriété d'Enseignes Transworld cie et ne peut être reproduit, copié ou utilisé pour fabrication sans l'autorisation préalable d'Enseignes Transworld cie.

This drawing, including graphic layout and technical details, is the property of Transworld Signs Co and cannot be reproduced, copied, or used without prior authorization from Transworld Signs Co.

Client: CANADA POST
Site
Adr. / Add.: 14 Water Street, Little Current, ON

Date	Rep.	Des.
2022-09-13	L. Depelteau	CK

2022-06204-GDWG-A6-PLQ

REVISIONS	Des.	Date
01		
02		
03		
04		
05		
06		

A7 1X NON ILLUMINATED PARKING SIGN - NO PARKING

ENSEIGNE STATIONNEMENT NON LUMINEUSE - INTERDICTION

SCALE / ÉCH. 1 : 5

Area / Sup.	1,77 sq. ft. / 0,16 sq. m.
Weight / Poids	
Illumination	
Voltage	
LED Temp.	

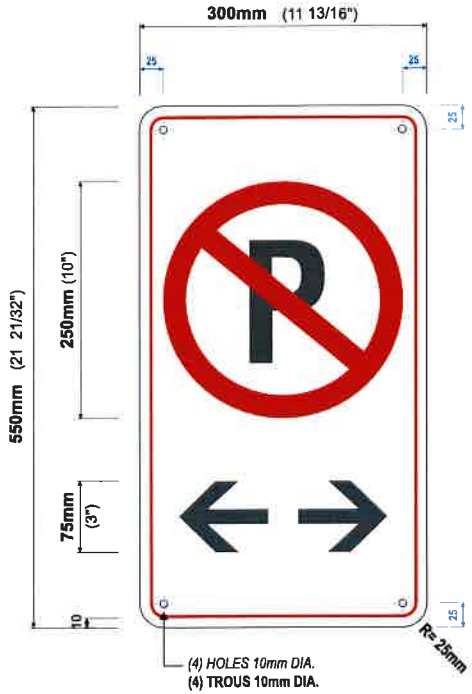

Graphic Elevation
Élévation graphique

ENGLISH

3mm thick, aluminum plate, painted white.
(4) rounded corners with (4) 3/8 Ø holes with screws (as requested on site).
Vinyl graphic applied on first surface.

FRANÇAIS

Plaque en aluminium de 3mm d'épaisseur, peint blanc.
(4) coins arrondis avec (4) trous de 3/8" Ø avec vis (selon requis).
Graphique de vinyle appliqué en 1ière surface.

Couleurs / Colours

Colours may not be exactly as shown on screen. Please refer to appropriate charts for exact colours.

Les couleurs illustrées à l'écran peuvent ne pas être exactes. Veuillez vous référer aux chartes appropriées pour les couleurs exactes

- C1 PO 1
- C2 PO 3
- C3 PO 4

Remarques / Notes

Client Approval / Approbation client

Signature:

Date: YEAR / ANNÉE / MONTH / MOIS / DAY / JOUR

RENDERING / RENDU

TRANSWORLD

CONTACT

9310, boul. Parkway,
Montréal (Québec) H1J 1N7
T : 514.352.8030 / F : 514.352.0386

info@transworldsigns.com
www.transworldsigns.com

AVIS / NOTICE

Ce dessin, incluant la conception graphique et les détails techniques, est la seule propriété d'Enseignes Transworld cie et ne peut être reproduit, copié ou utilisé pour fabrication sans l'autorisation préalable d'Enseignes Transworld cie.

This drawing, including graphic layout and technical details, is the property of Transworld Signs Co and cannot be reproduced, copied, or used without prior authorization from Transworld Signs Co.

Client CANADA POST

Site

Adr. / Add. 14 Water Street, Little Current, ON

Date	Rep.	Des.
2022-09-13	L. Depelteau	CK

2022-06204-GDWG-A7-PLQ

REVISIONS

	Des.	Date
01		
02		
03		
04		
05		
06		

LITTLE CURRENT POST OFFICE

CANADA POST
INTERIOR RENOVATION PROJECT

14 WATER STREET
LITTLE CURRENT, ONTARIO

PROJECT 2223

JULY 25, 2022

ROOM FINISH SCHEDULE

NO.	ROOM NAME		FLOOR	BASE	WALLS NORTH	WALLS EAST	WALLS SOUTH	WALLS WEST	CEILING	CLG. HT.	REMARKS
100	ENTRANCE	VAT	EX. CONC	–	EX. STUCCO	EX. STUCCO	EX. STUCCO	EX. STUCCO	EX. STUCCO	10'-6"	
		FTG	EP	VINYL	PT	PT	PT	PT	ACT		
		CTG	CT(2)	VB(2)	–	–	–	–	GT		
101	POSTAL BOX LOBBY	VAT	EX. CONC	–	EX. STUCCO	EX. STUCCO	EX. STUCCO	EX. STUCCO	EX. STUCCO	10'-6"	
		FTG	EP	VINYL	PT	PT	PT	PT	ACT		
		CTG	CT(2)	VB(2)	–	–	–	–	GT		
102	POSTAL BOX LOBBY	VAT	EX. CONC	–	EX. STUCCO	EX. STUCCO	EX. STUCCO	EX. STUCCO	EX. STUCCO	10'-6"	
		FTG	EP	VINYL	PT	PT	PT	PT	ACT		
		CTG	CT(2)	VB(2)	–	–	–	–	GT		
103	RETAIL AREA	VAT	EX. CONC	–	EX. STUCCO	EX. STUCCO	EX. STUCCO	EX. STUCCO	EX. STUCCO	10'-6"	
		FTG	EP	VINYL	PT	PT	PT	PT	ACT		
		CTG	CT(2)	VB(2)	–	–	–	–	GT		
104	COUNTER AREA	VAT	EX. CONC	–	EX. STUCCO	EX. STUCCO	EX. STUCCO	EX. STUCCO	EX. STUCCO	10'-6"	
		FTG	ALUM/GLASS	VINYL	PT	PT	PT	PT	ACT		
		CTG	LINOL	VB(2)	–	–	–	–	GT		
105	BACK COUNTER AREA	VAT	EX. CONC	–	EX. STUCCO	EX. STUCCO	EX. STUCCO	EX. STUCCO	EX. STUCCO	10'-6"	
		FTG	ALUM/GLASS	VINYL	PT	PT	PT	PT	ACT		
		CTG	LINOL	VB(2)	–	–	–	–	GT		
106	POSTMASTER OFFICE	VAT	EX. CONC	–	EX. STUCCO	EX. STUCCO	EX. STUCCO	EX. STUCCO	EX. STUCCO	10'-6"	
		FTG	ALUM/GLASS	VINYL	PT	PT	PT	PT	ACT		
		CTG	LINOL	VB(2)	–	–	–	–	GT		
107	OPERATIONS AREA	VAT	EX. CONC	–	EX. STUCCO	EX. STUCCO	EX. STUCCO	EX. STUCCO	EX. STUCCO	10'-6"	
		FTG	ALUM/GLASS	VINYL	PT	PT	PT	PT	ACT		
		CTG	LINOL	VB(2)	–	–	–	–	GT		
108	BREAK AREA	VAT	EX. CONC	–	EX. STUCCO	EX. STUCCO	EX. STUCCO	EX. STUCCO	EX. STUCCO	10'-6"	
		FTG	VINYL	VINYL	PT	PT	PT	PT	ACT		
		CTG	LINOL	VB(2)	–	–	–	–	GT		
109	STAFF WASHROOM	VAT	EX. CONC	–	EX. STUCCO	EX. STUCCO	EX. STUCCO	EX. STUCCO	EX. STUCCO	9'-6"	
		FTG	VINYL	VINYL	PT	PT	PT	PT	ACT		
		CTG	LINOL	VB(2)	–	–	–	–	GT		
110	RECEIVING AREA	VAT	–	–	–	–	–	–	–	–	
		FTG	–	–	–	–	–	–	–		
		CTG	–	–	–	–	–	–	–		
111	STAIR	VAT	–	–	–	–	–	–	–	–	
		FTG	–	–	–	–	–	–	–		
		CTG	–	–	–	–	–	–	–		
112	STAIR	VAT	–	–	–	–	–	–	–	–	
		FTG	–	–	–	–	–	–	–		
		CTG	–	–	–	–	–	–	–		
–	–	VAT	–	–	–	–	–	–	–	–	
		FTG	–	–	–	–	–	–	–		
		CTG	–	–	–	–	–	–	–		
–	–	VAT	–	–	–	–	–	–	–	–	
		FTG	–	–	–	–	–	–	–		
		CTG	–	–	–	–	–	–	–		

ROOM FINISH SCHEDULE LEGEND AND INFORMATION

ABBREVIATIONS

CPT – CARPET TILE
CT – CERAMIC / PORCELAIN TILE
VT – RESILIENT VINYL TILE
PLAV – PLASTIC LAMINATE
PT – PAINT FINISH
VB – RESILIENT
GYP – GYPSUM BOARD
ACT – ACOUSTIC TILE (T-BAR)
EX – EXISTING
STUCCO – STUCCO
CONC – CONCRETE SLAB
BLK – MASONRY BLOCK

WALL

PT – BENJAMIN MOORE, ALABASTER OC-119 PAINT COLOUR, SEMI GLOSS

PT2 – BENJAMIN MOORE, VERMILION 2001-10 PAINT COLOUR, SEMI GLOSS

PT3 – PAINT COLOUR (C) AS SELECTED BY OWNER

FLOOR

VAT(2) – VINYL SPECIFICATION, 12" VINYLCO ATHLETIC TILE, AVA® PARQUET FLOORING COLOUR AS PER OWNER

CT(2) – REFER SPECIFICATION SECTION, DYNAMIX SERIES, VERTIGRE COLLECTION, GREY COLOUR, MATTE FINISH, 12"x12" /W FLOOR LEVELERS OVER 6 MIL VAPOR BARRIER

CT(3) – REFER SPECIFICATION SECTION, VINYL SHEET FLOORING, WASHROOM ROOM WAVE 8 FLOORING, ICE GREY TONE

BASE

VB(2) – 4" HIGH TAPERED THERMOFOIL VINYL COVE BASE /W TOE SPACE OVER 30

CEILING

GT – CEILING PAINT FINISH ON EXISTING, ACRYLIC MATT FINISH

GT2 – ARMSTRONG CEILINGS, 24"x24" TONE FINE TEXTURE

GENERAL NOTES

SUPPLY AND INSTALL THRESHOLDS / LEVELERS WHERE REQUIRED TO ACCOMODATE BETWEEN DIFFERENT FLOORING TYPES AND DOOR WIDTH

SUPPLY AND INSTALL NEW BLACK RUBBER BASE TO ALL WASHROOM

PATCH AND REPAIR ALL TO BE PAINTED / REFINISHED AND PREPARE SUBSTRATE AS REQUIRED FOR NEW FINISH AS PER MANUFACTURER RECOMMENDATIONS

MOVE GOOD ALL EXISTING FIXTURES AFFECTED BY THE PROJECT DESIGNER

AVISE ARCHITECT OF ANY CONDITIONS THAT MIGHT AFFECT THE APPEARANCE OF NEW FINISHES BEFORE NEW FINISHES ARE APPLIED

DOOR SCHEDULE

NO.	DOOR TYPE	DOOR WIDTH	DOOR HEIGHT	DOOR MATERIAL	DOOR THICK	DOOR FINISH	FRAME MATERIAL	FRAME FINISH	FRAME TYPE	RATING HOURS	REMARKS
D100	A	3'-6"	7'-0"	HM	1 3/4"	ANOD	AL	ANOD	1	–	1, 2, 4
D105	L	3'-2"	7'-0"	HM	1 3/4"	PT	HM	PT	FA	–	2, 4
D109A	1	3'-2"	7'-0"	HM	1 3/4"	PT	HM	PT	FA	–	2, 5
D109B	(2)	4'-0"	7'-0"	WOOD	1 3/4"	PT					NOT PART OF ACCESSIBLE ROUTE

DOOR SCHEDULE LEGEND AND INFORMATION

DOOR TYPES

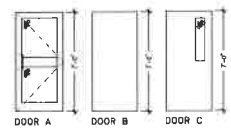

FRAME TYPES

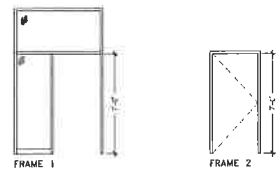

REMARKS KEY NOTES:

ALL GLAZING IN INTERIOR DOORS AND SCREENS SHALL BE 1/4" CLEAR TEMPERED
ALL GLAZING IN EXTERIOR DOORS AND SCREENS SHALL BE 1" CLEAR TEMPERED THERMAL UNITS

1 PANIC BAR TYPE DOOR RELEASE HARDWARE, ALUMINUM D PULL, DOOR TO BE INSULATED AND THERMALLY BROKEN, WEATHER STRIPING AND SWEEP, EXTRUDED ALUMINUM THRESHOLD TO SUIT OPENING

2 SELF CLOSING SPRING HINGE DEVICE, CASE OPEN FRAME, DOOR SHALL SWING IN BOTH DIRECTIONS

3 ACCESSIBLE POWER DOOR OPERATOR UNIT /W 36" LONG LINER ACTUATOR SWITCHES LOCATED ON BOTH THE INSIDE AND OUTSIDE OF THE DOOR ASSEMBLY. SWITCH PLATE TO HAVE THE INTERNATIONAL SYMBOL OF ACCESS ONLY WITH NO TEXT AND CAPABLE OF BEING OPERATED BY BOTH THE FOOT OR HAND AT LEVELS 10" AND 40" ABOVE THE FLOOR

4 INSTALL HARDWARE AS PER OWNERS REQUIREMENTS

5 SUPPLY AND INSTALL NEW CLOSER, LEVER TYPE ACCESSIBLE HARDWARE /W PRIVACY LOCK FUNCTION

NOTE
SUPPLY AND INSTALL TACTILE UNIVERSAL WASHROOM SIGNAGE ON THE NEW NEW WASHROOM DOOR.

ONTARIO BUILDING CODE MATRIX

PART 3

PROJECT NAME	NEW POSTOFFICE RENOVATION
PROJECT NUMBER	2223
REVIEWED BY	DH
DATE	09-16-2022
APPROVED BY	GP

This checklist is intended to assist architects in a review of code requirements to be considered in the preparation and review of documents to support a permit application. A simple review of the checklist is not a substitute for a thorough review of the OBC. Modify the checklist to note applicable code requirements for the project

ITEM	DESCRIPTION		OBC REFERENCE
1	Project Description	☐ New ☐ Addition ☒ Alteration ☐ Change of Use	
2	Major Occupancy(s)	Group D	3.1.2.1.(1)
3	Building Area (m^2)	Existing 486 m^2 New 0 m^2 Total 486 m^2	1.4.1.2
4	Gross Area (m^2)	Existing 1,317 m^2 New 0 m^2 Total 1,317 m^2	1.4.1.2
5	Number of Storeys	Above Grade 1 Below Grade 1	3.2.1.1 & 1.4.1.2
6	Height of Building(m)	2 Storey (8 to 10 - 3) +/-	1.4.1.2 3.2.2.10 & 3.2.5.5
7	Number of Streets/Access Routes	1	3.2.2.10
8	Building Classification	Group D, up to 2 Storeys	3.2.2.55
9	Sprinkler System Proposed	☐ Entire building ☐ Basement Only ☐ In lieu of roof rating ☒ None required	3.2.5.55 3.2.1.5 3.2.2.17
10	Standpipe Required	☐ Yes ☒ No	3.2.9.
11	Fire Alarm Required	☐ Yes ☒ No	3.2.4
12	Water Service/Supply is Adequate	☐ Yes(Existing) ☐ No	
13	High Building	☐ Yes ☒ No	3.2.6
14	Permitted Construction Actual Construction	☐ Combustible ☐ Non-combustible ☒ Both ☐ Combustible ☐ Non-combustible ☒ Both	3.2.2.55
15	Mezzanine(s) Area (m^2)	none	3.2.1.1(3)-(8)
16	Occupancy Load Based	12 Persons (post office) ☒ design of building	3.1.17.1(b)
17	Barrier-Free Design	☒ Yes ☐ No	3.8
18	Hazardous Substances	☐ Yes ☒ No	3.3.1.2(1)
19	Required Fire Resistance Rating (FRR)	Horizontal Assemblies (FRR) Hours	3.2.2.55
		Floors 40min X combustible n/a	
		Roof: n/a n/a	
		Mezzanine: n/a n/a	
		Supporting Members (FRR) Hours	
		Floors 40min X combustible n/a	
		Roof: n/a n/a	
		Mezzanine: n/a n/a	
20	Spatial Separation – Construction of Exterior Walls		3.2.3

Wall	Area of EBF (m^2)	L.D. (m)	L/H or H/L	Permitted Max % of Openings	Proposed Max % of Openings	FRR (Hours)	Listed Design or Description	Comb. Cladd.	Non-comb. Cladd.	Comb. Cladd. Non-Cladding
North	–	–	–	–	–	–	–	–	–	–
South	–	–	–	–	–	–	–	–	–	–
East	–	–	–	–	–	–	–	–	–	–
West	–	–	–	–	–	–	–	–	–	–

CONSTRUCTION TYPES, WALLS

(1) INTERIOR WALL CONSTRUCTION

WALL FINISH AS PER ROOM FINISH SCHEDULE. EXISTING WALL ASSEMBLY. WALL FINISH AS PER ROOM FINISH SCHEDULE

(2) INTERIOR WALL CONSTRUCTION

WALL FINISH AS PER ROOM FINISH SCHEDULE, ⅝" TYPE X GYPSUM BOARD, ⅝" VENEER CORE PLYWOOD, EXISTING WALL ASSEMBLY

(3) INTERIOR WALL CONSTRUCTION

WALL FINISH AS PER ROOM FINISH SCHEDULE, ⅝" TYPE X GYPSUM BOARD, 3 ⅝" METAL STUD FRAMING AT 16" O.C. EXISTING WALL ASSEMBLY

(4) INTERIOR WALL CONSTRUCTION

WALL FINISH AS PER ROOM FINISH SCHEDULE, ⅝" TYPE X GYPSUM BOARD, 3 ⅝" METAL STUD FRAMING AT 16" O.C. ⅝" TYPE X GYPSUM BOARD, WALL FINISH AS PER ROOM FINISH SCHEDULE

(5) INTERIOR WALL CONSTRUCTION

WALL FINISH AS PER ROOM FINISH SCHEDULE, ⅝" TYPE X GYPSUM BOARD, ⅝" VENEER CORE PLYWOOD, DOUBLE 3 ⅝" METAL STUD FRAMING AT 16" O.C. WALL FRAMING TO SUITE MAIL BOX DIMENSIONS, ⅝" TYPE X GYPSUM BOARD, WALL FINISH AS PER ROOM FINISH SCHEDULE

(5) INTERIOR WALL CONSTRUCTION

WALL FINISH AS PER ROOM FINISH SCHEDULE, ⅝" TYPE X GYPSUM BOARD, ⅝" VENEER CORE PLYWOOD, 3 ⅝" METAL STUD FRAMING AT 16" O.C. ⅝" TYPE X GYPSUM BOARD, WALL FINISH AS PER ROOM FINISH SCHEDULE

NOTE: NEW WALL ASSEMBLIES SHALL EXTEND UP TO THE UNDERSIDE OF THE EXISTING CEILING / FLOOR FINISH +/- 11'-6" UNLESS OTHERWISE NOTED

DRAWING LEGEND

DENOTES FIRE SEPARATION WITH 1 HOUR FIRE RESISTANCE RATING

DENOTES EXISTING WALL ASSEMBLY

DENOTES EXISTING WALL ASSEMBLY TO BE REMOVED

DENOTES EXISTING DOOR ASSEMBLY TO BE REMOVED

BROKEN LINE DENOTES EXISTING ASSEMBLY OR DEVICE TO BE REMOVED

NEW WALL ASSEMBLY. REFER TO WALL TYPE CONSTRUCTION

DATE
SEPTEMBER 2, 2022

REVISIONS
DRAWINGS ISSUED FOR PERMIT

ARCHITECTS

LITTLE CURRENT POST OFFICE
INTERIOR RENOVATIONS
LITTLE CURRENT, ONTARIO

ARENA REFLECTED CEILING PLAN

DATE
JULY 25, 2022

SCALE
AS NOTED

DRAWN DH CHK GP

JOB
2223

DWG
A001

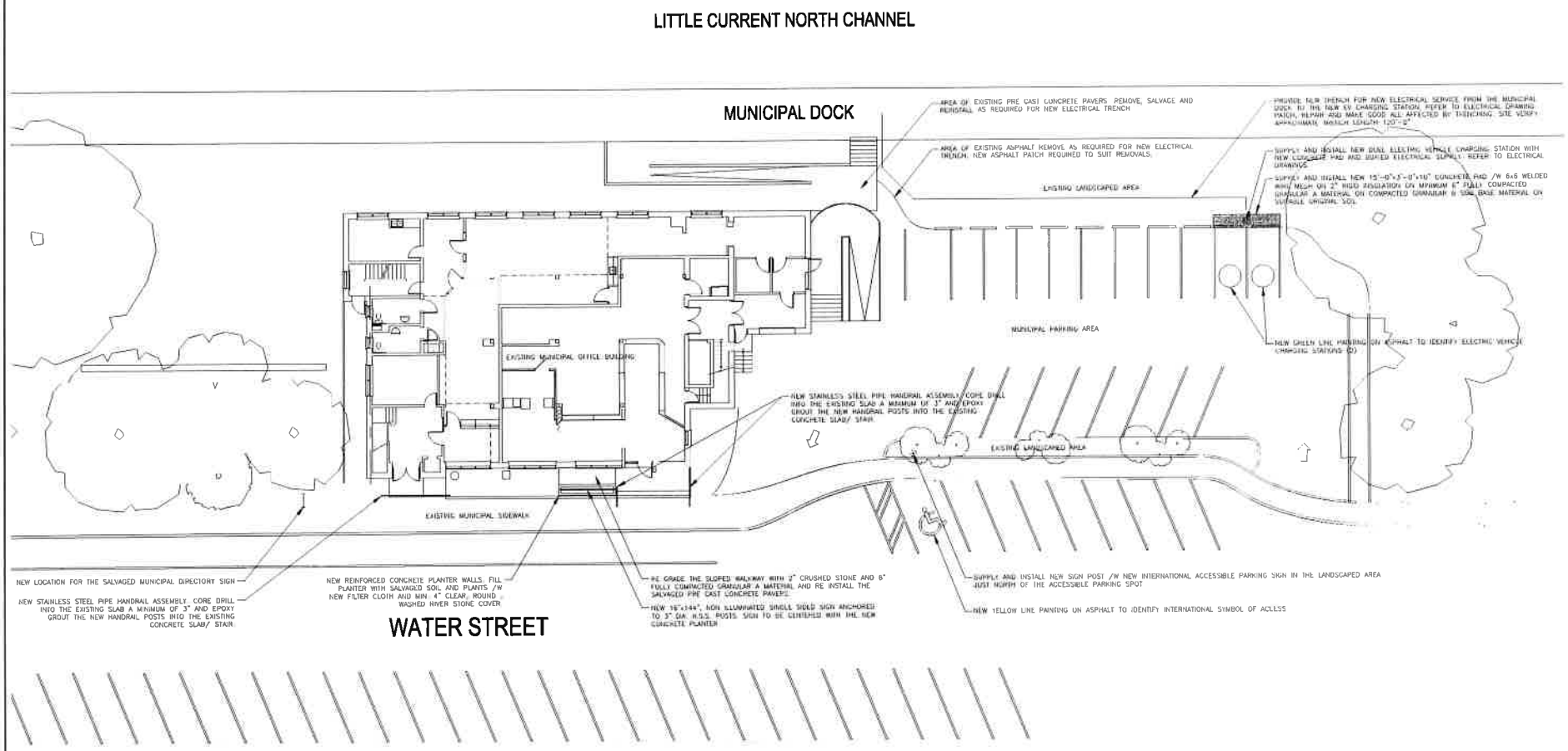

1 A002 SITE PLAN
AREA=0'-0"

LEGAL DESCRIPTION

NEW MUNICIPAL BUILDING
14 WATER STREET, LITTLE CURRENT, ONTARIO P0P1K0

DATE: SEPTEMBER 2, 2022

REVISIONS
DRAWING ISSUED FOR PERMIT

The Drawings and parts of Specifications are the property of Perry + Perry Architects Inc. and shall be returned to it on request. No copy or use of the Drawings or Specifications may be made without its written permission.

PERRY + PERRY ARCHITECTS

LITTLE CURRENT POST OFFICE
INTERIOR RENOVATION
LITTLE CURRENT, ONTARIO

SITE PLAN

JULY 25 2022
AS NOTED
DH CK CP
2223
A002

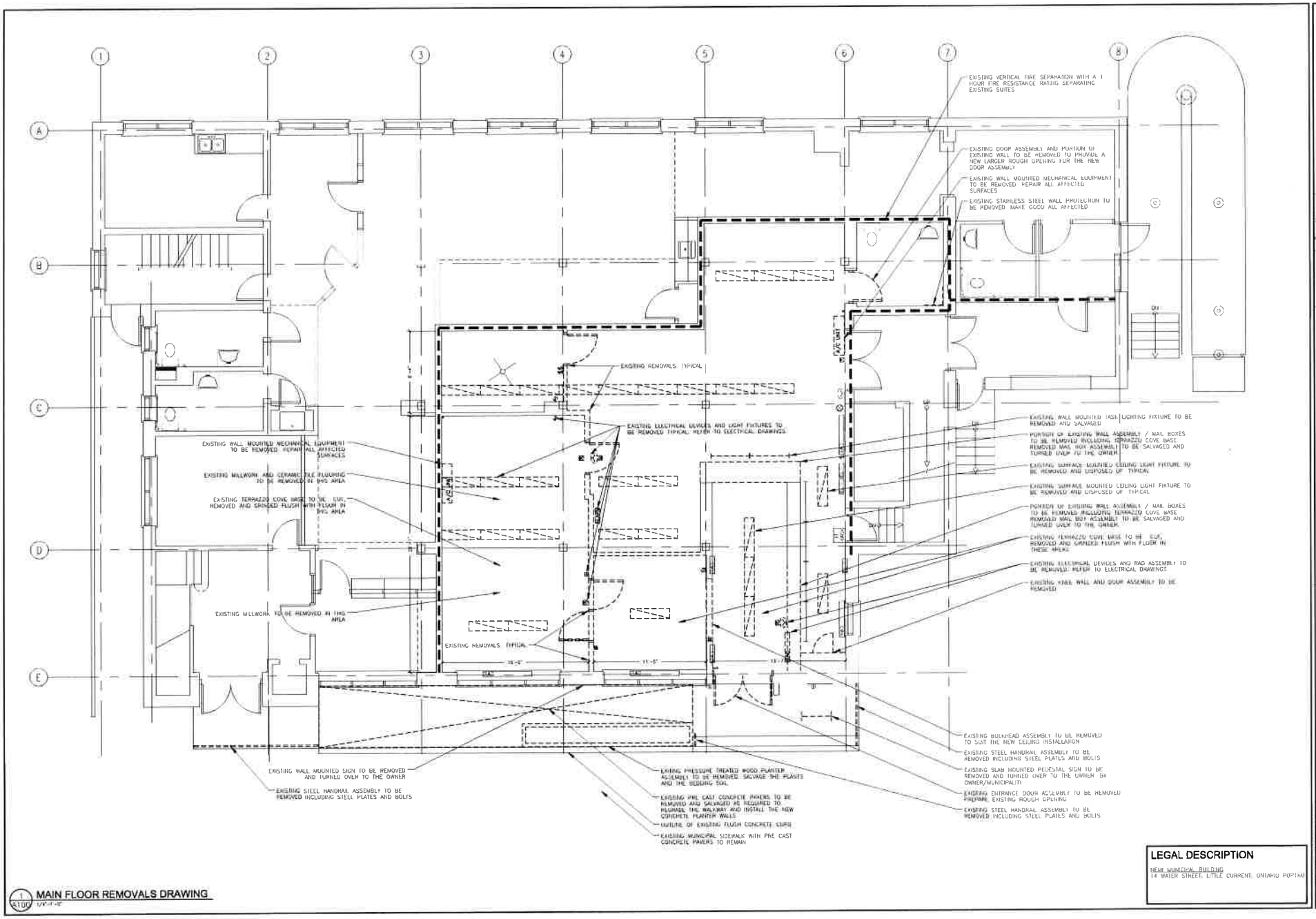

1 A100 MAIN FLOOR REMOVALS DRAWING
1/4"=1'-0"

LEGAL DESCRIPTION

NEMI MUNICIPAL BUILDING
14 WATER STREET, LITTLE CURRENT, ONTARIO P0P1K0

DATE: SEPTEMBER 2, 2022

REVISIONS: DRAWING ISSUED FOR PERMIT

ARCHITECTS

perry perry

LITTLE CURRENT POST OFFICE
INTERIOR RENOVATION
LITTLE CURRENT, ONTARIO

EXISTING MAIN FLOOR PLAN

JULY 25, 2022

AS NOTED

DH | CP

2223

A100

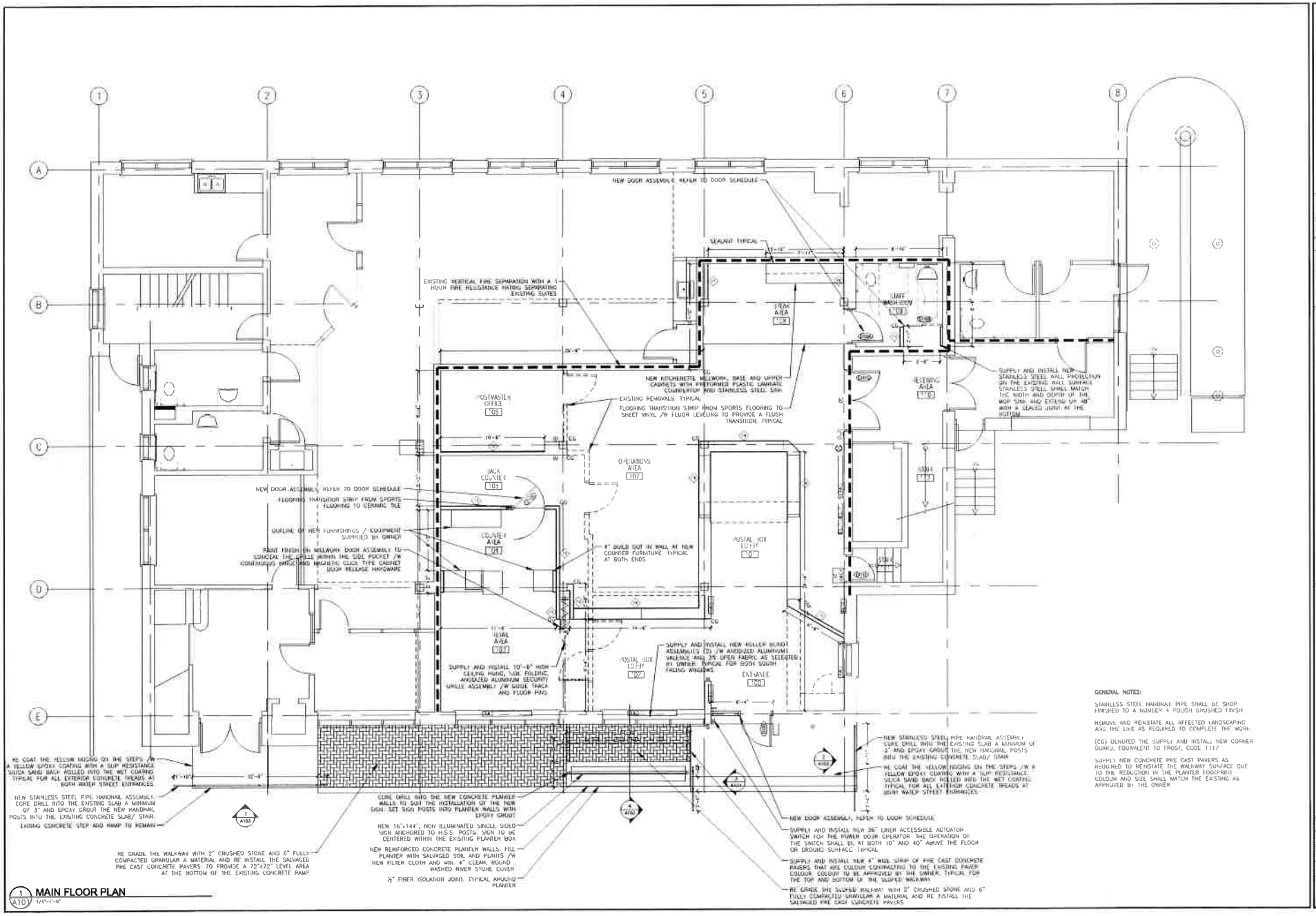

1 A101 MAIN FLOOR PLAN
1/4"=1'-0"

GENERAL NOTES:

STAINLESS STEEL HANDRAIL PIPE SHALL BE SHOP FINISHED TO A NUMBER 4 POLISH BRUSHED FINISH

REMOVE AND REINSTATE ALL AFFECTED LANDSCAPING AND THE LIKE AS REQUIRED TO COMPLETE THE WORK

(CG) DENOTED THE SUPPLY AND INSTALL NEW CORNER GUARD, EQUIVALENT TO FROST, CODE 1117

SUPPLY NEW CONCRETE PRE CAST PAVERS AS REQUIRED TO REINSTATE THE WALKWAY SURFACE DUE TO THE REDUCTION IN THE PLANTER FOOTPRINT. COLOUR AND SIZE SHALL MATCH THE EXISTING AS APPROVED BY THE OWNER

REVISIONS: DRAWING ISSUED FOR PERMIT	DATE: SEPTEMBER 2, 2022

The Drawings and Specifications as Instruments of Service are and shall remain the property of the Architect whether the Work for which they are made is executed or not. The Drawings and Specifications are not to be used by any other person or firm without the written consent of the Architect.

ARCHITECTS
perry perry

LITTLE CURRENT POST OFFICE
INTERIOR RENOVATION
LITTLE CURRENT, ONTARIO

MAIN FLOOR PLAN

DATE: JULY 25, 2022
SCALE: AS NOTED
DRAWN: DH CHK: CP
JOB: 2223
DWG: A101

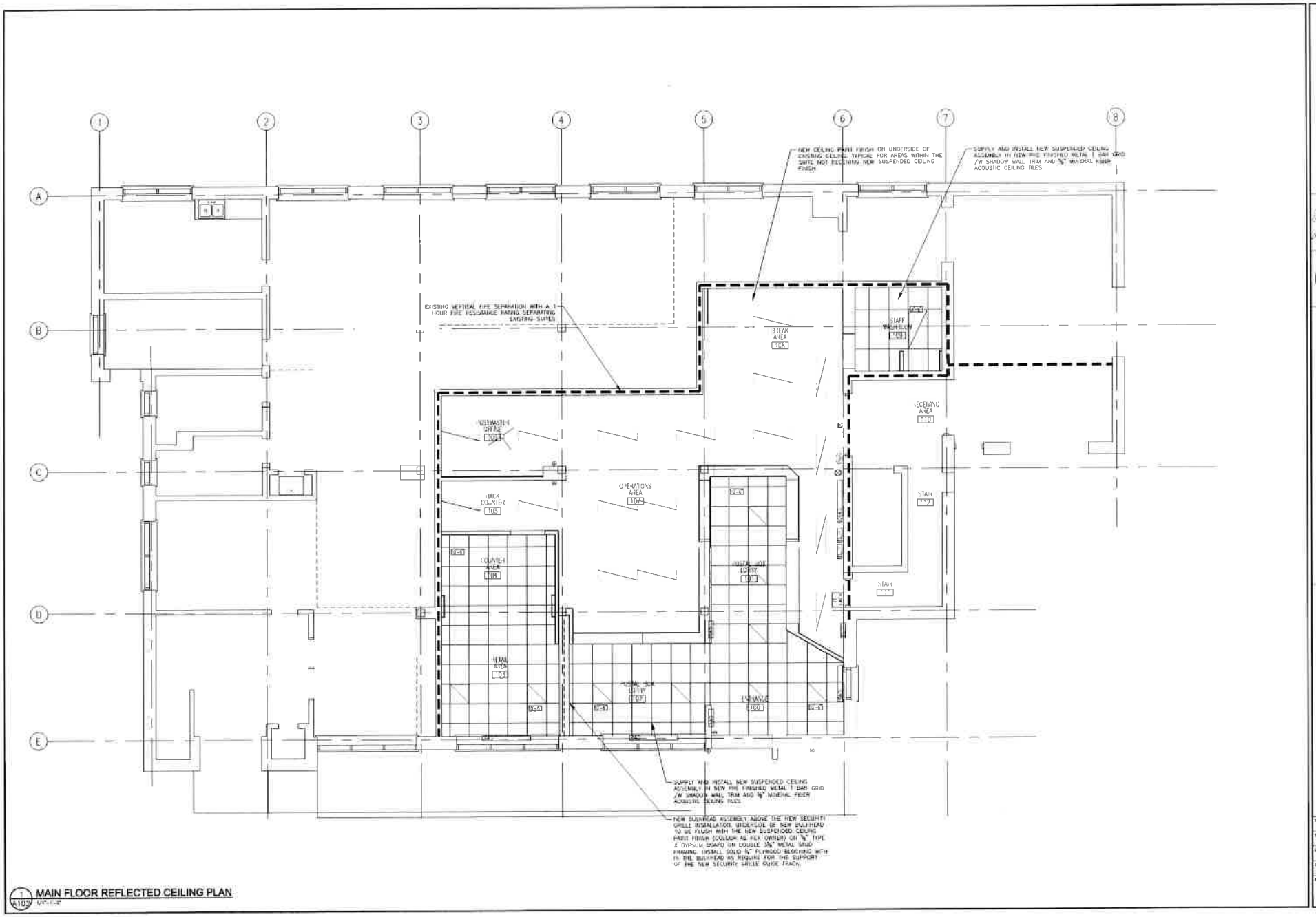

1 A102 MAIN FLOOR REFLECTED CEILING PLAN
1/4"=1'-0"

REVISIONS	DATE
DRAWING ISSUED FOR PERMIT	SEPTEMBER 2, 2022

perry berry ARCHITECTS

The Drawings and Specifications contained herein are the property of Perry & Berry Architects and may not be reproduced or used for other projects without the consent of Perry & Berry Architects

LITTLE CURRENT POST OFFICE
INTERIOR RENOVATION
LITTLE CURRENT, ONTARIO
REFLECTED CEILING PLAN

JULY 25, 2022
AS NOTED
DH CP
2223
A102

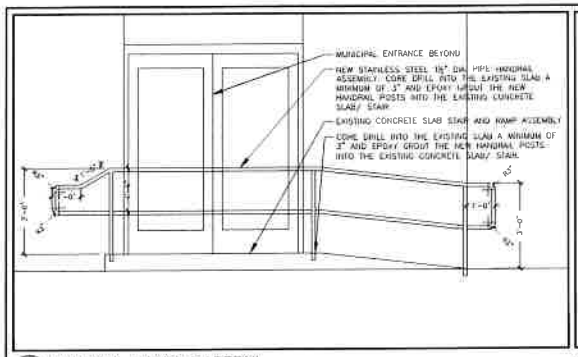

1 A103 HANDRAIL ELEVATION DETAIL
1/2"=1'-0"

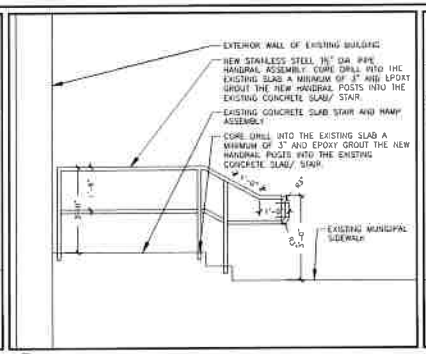

2 A103 HANDRAIL ELEVATION DETAIL
1/2"=1'-0"

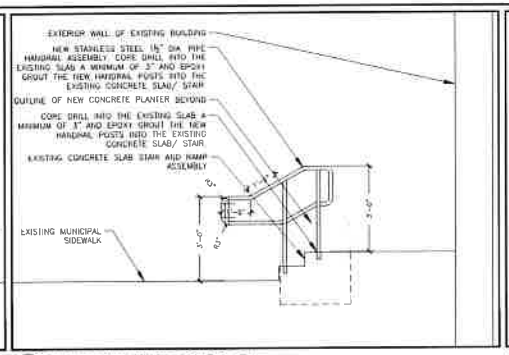

3 A103 HANDRAIL ELEVATION DETAIL
1/2"=1'-0"

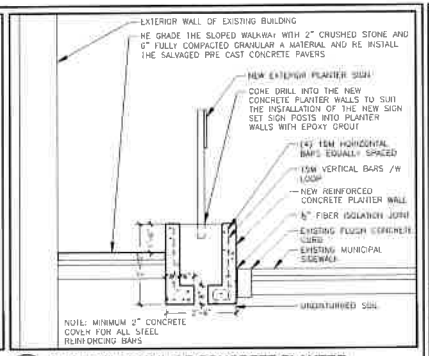

4 A103 SECTION DETAIL OF CONCRETE PLANTER
1/2"=1'-0"

DATE: SEPTEMBER 2, 2022

REVISIONS
DRAWING ISSUED FOR PERMIT

The Drawings and Specifications as instruments of service are and shall remain the property of perry perry architects. The reproduction, alteration or use of these drawings and specifications without the consent of perry perry architects is prohibited.

perry perry ARCHITECTS

LITTLE CURRENT POST OFFICE
LITTLE CURRENT, ONTARIO
INTERIOR RENOVATION
SITE DETAILS

JULY 25, 2022
AS NOTED
DH | CP
2223
A103

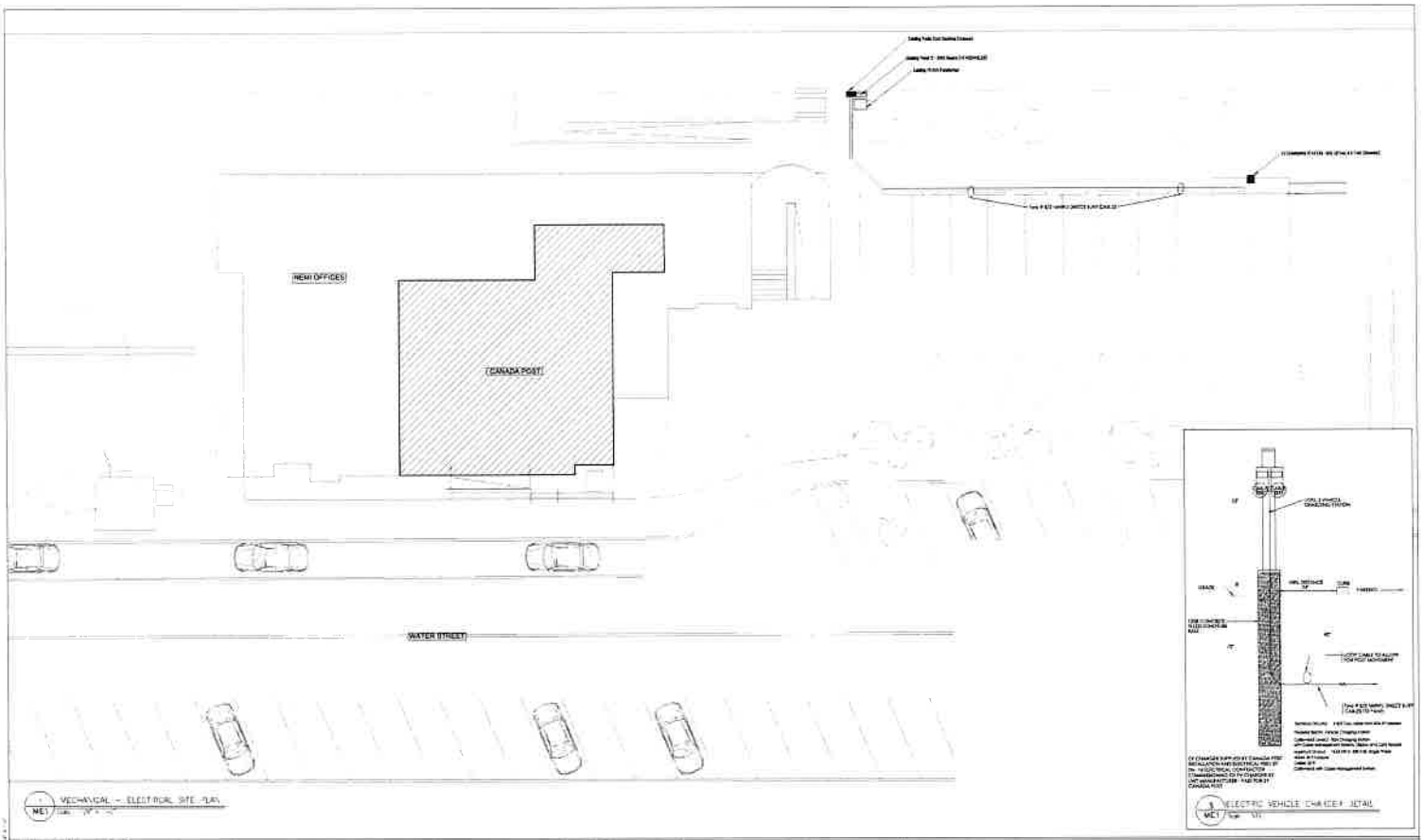

1 MECHANICAL - ELECTRICAL SITE PLAN
ME1 Scale: 1/8" = 1'-0"

No.	Revision / Issue	Date
1	ISSUED FOR REVIEW AND COMMENTS	August 08, 2022
2	ISSUED FOR PERMITS AND REVIEW	September 6, 2022

K. LANG ENGINEERING LTD.
4950 Radimski Road
Sudbury, Ontario P3G 1M4
Tel. (705) 522-8110
E-Mail: klang@bellnet.ca

INTERIOR OFFICE RENOVATION - CANADA POST
14 WATER STREET
LITTLE CURRENT, ONTARIO

MECHANICAL - ELECTRICAL SYSTEMS
SITE PLAN

Date: 2022 08 16
Scale: As Noted
Drawn by: V.A. Checked by: K.L.
Project No.: 1126
Drawing No.: VE-1

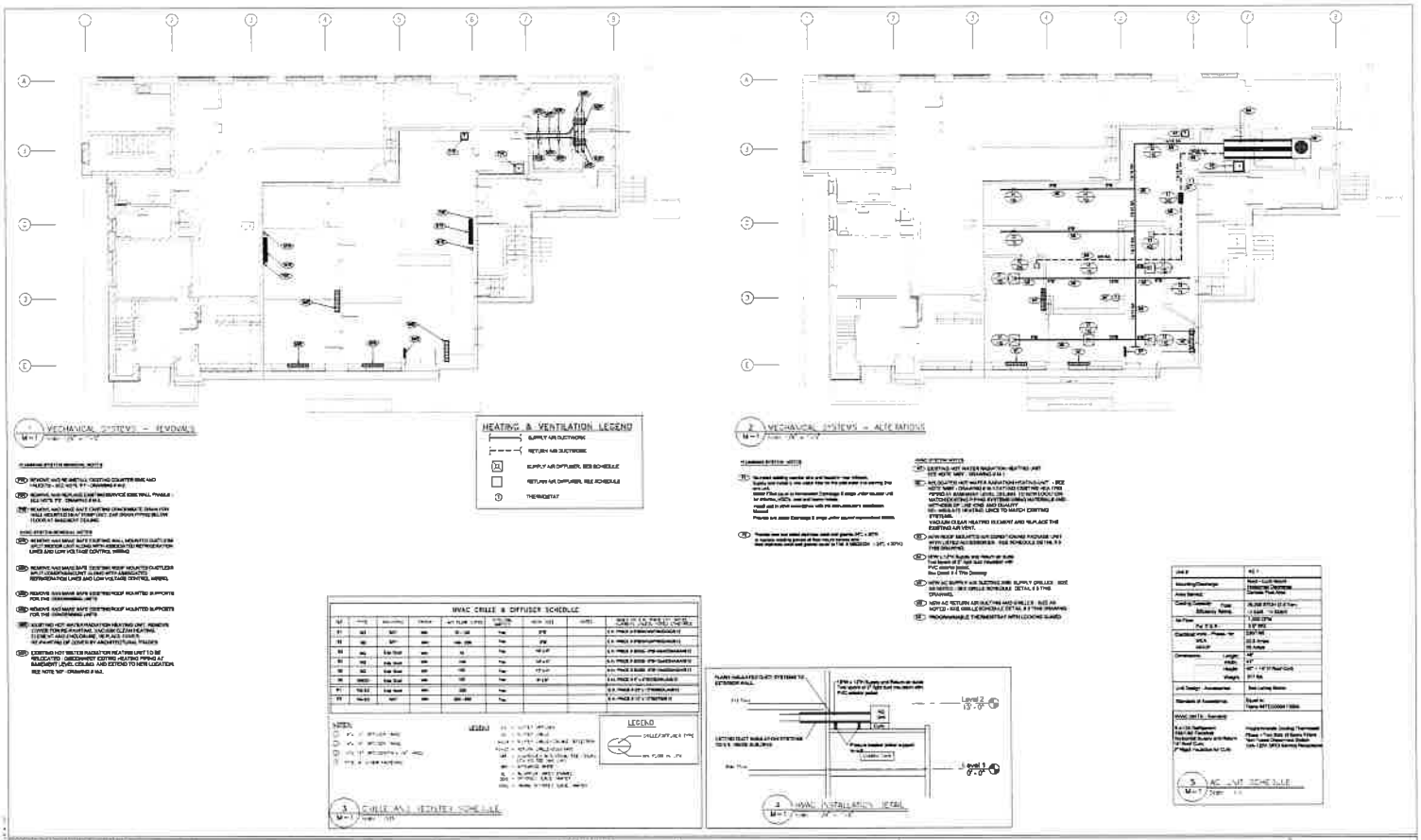

No.	Issued / Revised	Date
1	ISSUED FOR REVIEW AND COMMENT	August 16, 2022
2	ISSUED FOR TENDER AND PERMITS	September 2, 2022

K. LANG ENGINEERING LTD.
4050 Paquinault Road
Sudbury, Ontario P3G 1M4
Tel: (705) 522-8110
E-Mail: klang@bellnet.ca

INTERIOR OFFICE RENOVATION - CANADA POST

14 WATER STREET
LITTLE CURRENT, ONTARIO

MECHANICAL SYSTEMS

Date: 2022 08 16
Scale: As Noted
Drawn by: V A Checked by K L
Project No.: 9720
Drawing No: V-1



1 ELECTRICAL SYSTEMS – REVISIONS
E-1 Scale: 1/8" = 1'-0"

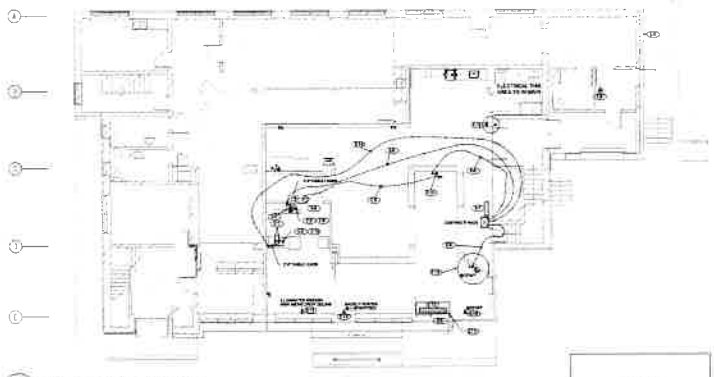

2 ELECTRICAL SYSTEMS – ALTERATIONS
E-1 Scale: 1/8" = 1'-0"

ELECTRICAL SYSTEM DRAWING NOTES

ELECTRICAL SYSTEM NOTES

| | | |

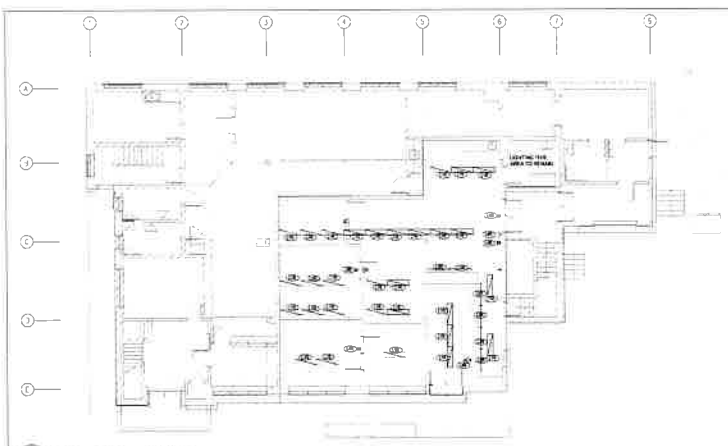

1 / E-2 LIGHTING SYSTEMS – REMOVALS

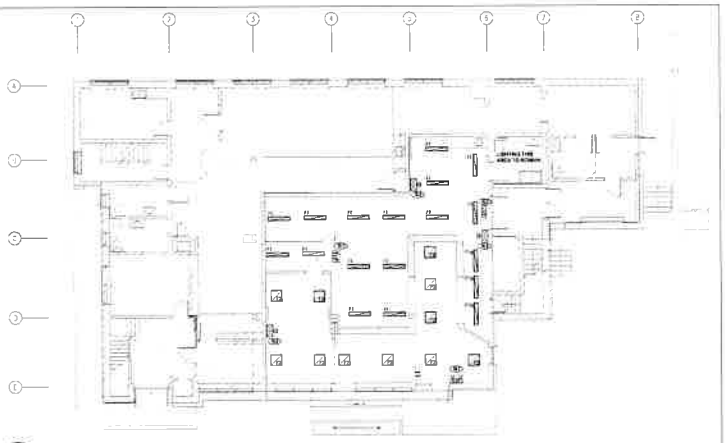

2 / E-2 LIGHTING SYSTEMS – ALTERATIONS

LIGHTING SYSTEM NOTES

LIGHTING SYSTEM GENERAL NOTES

- (1.1) REMOVE EXISTING SUSPENDED LIGHT FIXTURES AND RELATED CIRCUITRY.
- (1.2) REMOVE EXISTING STRIP LIGHT FIXTURES AND RELATED CIRCUITRY.
- (2.0) DEMARCATION – EXISTING SWITCHES TO REMAIN
- (2.1) EXISTING EXIT LIGHT TO BE REPLACED
- (2.2) EXISTING EXIT/EMERGENCY COMBO LIGHT TO BE REPLACED
- (2.3) EXISTING EXIT/EMERGENCY COMBO LIGHT TO BE REMOVED
- (2.4) EXISTING EMERGENCY LIGHT TO BE REPLACED

EMERGENCY LIGHT FIXTURE SCHEDULE

FIXTURE #	AREA SERVED	TYPE	MOUNTING	NOMINAL SIZE	VOLTAGE	ITEM OF ACCEPTANCE
[illegible]	EMERGENCY EXIT FIXTURE	LED	SURFACE MOUNT		120V	LUMACELL # [illegible]
[illegible]	EXIT/EMERGENCY COMBINATION FLASHING MAN	LED FULL EXIT FIXTURE	SURFACE MOUNT	1 x 1 OR [illegible]	120V / 12V	LUMACELL # LAC-120-N-2LEF
	DIRECTIONAL EXIT/LIGHT FLASHING MAN	PICTOGRAM	SURFACE MOUNT		12V	LUMACELL # LA-1-MAU
[illegible]	DIRECTIONAL EXIT/LIGHT FLASHING MAN	PICTOGRAM	SURFACE MOUNT		12V	LUMACELL # LA-2-MAU
[illegible]	EMERGENCY LIGHT	LED	SURFACE MOUNT	1 x 6W LED	12V	LUMACELL # MGM1-12V
	EMERGENCY LIGHT	LED	SURFACE MOUNT	1 x 6W LED	12V	LUMACELL # MGM2-12V
[illegible]	EMERGENCY LIGHT	LED	SURFACE MOUNT	1 x 1W LED	12V	LUMACELL # MGM3-12V

EMERGENCY LIGHTING WITHIN 100 FT. (WALK DISTANCE IN FEET)

[illegible]	[illegible]	[illegible]	[illegible]	[illegible]	[illegible]	[illegible]	[illegible]	[illegible]	[illegible]	[illegible]	[illegible]	[illegible]	[illegible]
[illegible]	[illegible]	[illegible]	[illegible]	[illegible]	[illegible]	[illegible]	[illegible]	[illegible]	[illegible]	[illegible]	[illegible]	[illegible]	[illegible]
[illegible]	[illegible]	[illegible]	[illegible]	[illegible]	[illegible]	[illegible]	[illegible]	[illegible]	[illegible]	[illegible]	[illegible]	[illegible]	[illegible]
[illegible]	[illegible]	[illegible]	[illegible]	[illegible]	[illegible]	[illegible]	[illegible]	[illegible]	[illegible]	[illegible]	[illegible]	[illegible]	[illegible]
[illegible]	[illegible]	[illegible]	[illegible]	[illegible]	[illegible]	[illegible]	[illegible]	[illegible]	[illegible]	[illegible]	[illegible]	[illegible]	[illegible]
[illegible]	[illegible]	[illegible]	[illegible]	[illegible]	[illegible]	[illegible]	[illegible]	[illegible]	[illegible]	[illegible]	[illegible]	[illegible]	[illegible]

4 / E-2 EMERGENCY LIGHT FIXTURE SCHEDULE

LIGHT FIXTURE SCHEDULE

FIXTURE #	AREA SERVED	TYPE	MOUNTING	NOMINAL SIZE	VOLTAGE	ITEM OF ACCEPTANCE
[illegible]	COMMERCIAL GENERAL	LED	SUSPENDED 10'-0" A.F.F.	9.25' x 48"	120V (2EA LUMINAIRES)	[illegible]
[illegible]	COMMERCIAL GENERAL	LED	SUSPENDED 10'-0" A.F.F.	9.25' x 48"	120V (2EA LUMINAIRES)	[illegible]
[illegible]	COMMERCIAL LIGHT STORAGE (W/ FRAME)	LED	SAT CEILING	24" x 24"	120V / 347V (4EA LUMINAIRES)	[illegible]

3 / E-2 LIGHT FIXTURE SCHEDULE

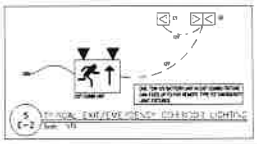

5 / E-2 TYPICAL EXIT/EMERGENCY COMBO LIGHTING

GENERAL NOTES

- DRAWINGS ARE NOT TO BE SCALED
- CONTRACTOR MUST VERIFY ALL DIMENSIONS ON THE JOB AND REPORT ANY DISCREPANCY TO THE CONSULTANT BEFORE PROCEEDING WITH THE WORK.
- ALL DRAWINGS AND SPECIFICATIONS ARE THE PROPERTY OF THE CONSULTANT AND ARE PROTECTED BY COPYRIGHT
- THIS DRAWING IS NOT TO BE USED FOR CONSTRUCTION UNTIL SEALED BY A P.ENG.

No.	Revision / Révision	Date
1	ISSUED FOR REVIEW AND COMMENT	August 29, 2023
2	ISSUED FOR PERMITS AND TENDER	September 8, 2023

Professional Stamp

K. LANG ENGINEERING LTD
4050 Bulmash Road
Sudbury, Ontario P3C 1M4
Tel. (705) 522-8110
E-Mail klang@sympatico.ca

INTERIOR OFFICE RENOVATION - CANADA POST

14 WATER STREET
LITTLE CURRENT, ONTARIO

LIGHTING SYSTEMS

Date: 2022 08 16
Scale: As Noted
Drawn by: V.A. Checked by: K.L.
Project No. 4120
Drawing No. E-2

Pam Cress

From: Judith Jones <winterspider@eastlink.ca>
Sent: September 13, 2022 3:12 PM
To: Pam Cress
Subject: supporting a new grant proposal for Phragmites work
Attachments: NEMI_manitoulin Phragmites.docx; NEMI new mock up.docx

Hi Pam,

I am writing a new proposal for a big federal grant for more Phragmites work, Island-wide for 2023-2025.
Because it's going to be Island-wide funding, the Manitoulin Phragmites Project is going to apply in partnership with Wiikwemkoong, and they will be the administrative recipient, with me continuing as the project coordinator.
The reason to partner with Wiky, is first--they are willing to do it, and second--so that no one municipality has to administer for everyone else. Also, as a small business, I can't apply for as much money as Wiky can.
I know this may be an unusual partnership for NEMI, but since it's an island-wide project with all municipalities and FNs, I think it can work.

I am hoping the municipality can provide a letter of support for the proposed work. I'm attaching one NEMI sent in 2020
along with a mock-up I've done for you for a new version. Feel free to change, delete, edit, etc. as you see fit.

There is no contribution or in-kind required from the municipality.

My plan proposes two field teams, one for Wiky and one for western Manitoulin (makes no sense to drive to Lake Wolsey from Manitowaning every day). The Wiky team would handle NEMI.
There is still a Phragmites area on the shore south of Harbour View marina that we started this year and are still working on. I think there are a few other North Channel spots still to go as well.

I know this may need to go before council although they've supported our work in the past. Please let me know if you need more info from me or would like me to present to them. I'm happy to do whatever is required.

This is a big funding pot and a big "ask", so please keep your fingers crossed we get it.

Best regards,

Judith

Judith Jones, Coordinator
Manitoulin Phragmites Project
Facebook.com/manitoulinphrag
manitoulinphrag@yahoo.com

Winter Spider Eco-Consulting
P.O. Box 278
Manitowaning, ON P0P 1N0
(705) 859-1027

To whom it may concern:

The Town of Northeastern Manitoulin and the Islands has been aware of the work of the Manitoulin Phragmites Project for several years, and we have been a financial supporter of their efforts. We have seen their success in controlling Phragmites on some of the eastern shores in our municipality as well as on the Lake Huron shoreline on the south side of Manitoulin Island. However, we still have Phragmites on the shores of our municipality, and we see the need for further work to protect our area and to prevent further spread of this problem plant.

We approve of Wiikwemkoong Unceded Territory's application for new funding for Phragmites control across Manitoulin Island. Shorelines in our municipality are an important basis of our property assessment, our recreational and sport tourism, and the natural beauty of our area. There is a need for more work to control Phragmites to protect these assets. We also understand the value of these shorelines as ecosystems and in fighting climate change.

The Town of NEMI encourages the funders to grant resources to the project being proposed by Wiikwemkoong.

Sincerely,

MANITOULIN PLANNING BOARD

FOR OFFICE USE
FILE NO. B31-22, B32-22
B33-22

APPLICATION FOR CONSENT UNDER SECTION 53 OF THE PLANNING ACT

Note to Applicants: This application form is to be used if the Manitoulin Planning Board is the consent granting authority. In this form the term "subject" land means the land to be severed and the land to be retained.

Completeness of the Application

The information in this form that **must** be provided by the applicant is prescribed by the Planning Act, Schedule to Ontario Regulation 197/96, as amended. The mandatory information must be provided with the appropriate fee. If the mandatory information and fee are not provided, the Manitoulin Planning Board will return the application or refuse to further consider the application until the information and fee have been provided.

The application form also sets out other information that will assist the Manitoulin Planning Board and others in their planning evaluation of the consent application. To ensure the quickest and most complete review, this information should be submitted at the time of application. In the absence of this information, it may not be possible to do a complete review within the legislated time frame for making a decision. As a result, the application may be refused.

Submission of the Application

- A fee of $725.00 for each parcel/consent proposed must accompany the application.
- A certification fee of $125.00 to be submitted prior to the Certificate of the Secretary-Treasurer.
- The original and 3 copies of the completed application form and 3 copies of the sketch are required by the Manitoulin Planning Board. The copies will be used to consult with other ministries or agencies that may have an interest in the application.

Measurements are preferred in metric units

For Help

To help you understand the consent process and information needed to make a planning decision on the application, refer to the "Application Guide Q & A" or contact the Manitoulin Planning Board Office at 705-282-2237 or e-mail mobcurlidge@belinet.ca

WHO MUST SIGN THE APPLICATION

1) All registered owners, or an owner with written authorization of all of the owner(s); or
2) An agent or solicitor appointed by all registered owners of the property with the submission of written authorization of all registered owners; or
3) If the registered owner is a corporation, an officer who has the authority to bind the corporation.

Please Print and Complete or (✓) Appropriate Box(es)

1. Applicant Information

An owner's authorization is required in Section 11.1, if the applicant/agent is not the owner.

1.1 Name of Owner(s) RICHARD AND DOUGLAS MCLAY	Home Telephone No. Cell No.	Business Telephone No. 519 378 4619
Address		E-mail &/or Fax MCLAY.DOUGLAS@GMAIL.COM
1.2 Name of Agent/Applicant DOUGLAS MCLAY	Home Telephone No. Cell No.	Business Telephone No. ✓
Address 532 STOKES BAY RD STOKES BAY ONT N0H 2M0		E-mail &/or Fax
1.3 Name of Contact Person SAME		

2. Location of the Subject Land (Complete applicable boxes in 2.1)

2.1 Township/Municipality/ ASSIGINACK (BIDWELL)			Property Identification No.
Concession Number(s) 6	Geographic Lot Number(s) 11 & 12.	Name of Street/Road RED LODGE RD.	House No./911 No.
Survey Plan No.	Survey Part/Lot Number(s)	Island No./Name	Section/Mining Loc. No.

2.2 Are there any easements or restrictive covenants affecting the subject land?
X No ☐ Yes if **Yes**, describe the easement or covenant and its effect.

3. Purpose of this Application

3.1 Type and Purpose of proposed transaction (check appropriate box)

Transfer: X Creation of 3 new lots ☐ Addition to a lot ☐ Easement/Right-of-way

Other: A charge ☐ A lease ☐ A correction of title

3.2 Name of person(s), if known, to whom land or interest in land is to be transferred, leased or charged
UNKNOWN

3.3 If a lot addition, describe the lands to which the parcel will be consolidated with and the current land use. (Also to be identified on sketch)

RECEIVED
JUL 27 2022

4. Description of Subject Land and Servicing Information (Complete each subsection.)

		Severed #1 B31-22	Severed #2 B32-22	Severed #3 B33-22	Retained
4.1 Description	Frontage (m.) 3301	✓	✓	✓	1650 + 3300'
	Depth (m.) 660'	✓	✓	✓	3300'
	Area (ha.) 5 AC	✓	✓	✓	185 AC
4.2 Use of Property	Existing VACANT	✓	✓	✓	HUNT ~~H~~ CAM
	Proposed HOUSE/ CAMP	✓	✓	✓	NONE
4.3 Buildings or Structures	Existing NONE	✓	✓	✓	HUNT CAMP
	Proposed HOUSE/ CAMP	✓	✓	✓	NONE
4.4 Access (Check appropriate space)	Provincial Highway				
	Municipal Road, Maintained All Year	✓	✓	✓	✓
	Municipal Road, Seasonally Maintained				
	Other Public Road				
	Right of way				
	Water Access				
	Describe in section 9, the parking and docking facilities to be used and the approximate distance of these facilities from the subject land and the nearest public road.				
4.5 Water Supply (Check appropriate space)	Publicly owned/operated piped water system				
	Privately owned/operated individual well	✓	✓	✓	✓
	Privately owned/operated communal well				
	Lake or other water body				
	Other means				
4.6 Sewage Disposal (Check appropriate space)	Publicly owned & operated sanitary sewage system				
	Privately owned & operated individual septic tank *	✓	✓	✓	✓
	Privately owned & operated communal septic system				
	Privy				
	Other means				
	* A certificate of approval from the local Health Unit or Ministry of the Environment and Energy submitted with this application will facilitate the review.				
4.7 Other Services	Electricity	✓	✓	✓	✓
	School Bussing	✓	✓	✓	✓
	Waste Collection/Disposal	✓	✓	✓	✓

4.8 If access to the subject land is by private road, or if "other public road" or "right of way" was indicated in section 4.4, indicate who owns the land or road, who is responsible for its maintenance and whether it is publicly maintained seasonally or all year.

5. Land Use

5.1 What is the existing official plan designation(s) of the subject land? RURAL AREA

5.2 What is the zoning of the subject land? RURAL + AGRICULTURE

5.3 Are any of the following uses or features on the subject land or within 500 metres of the subject land? Please check the appropriate boxes, if any apply.

Use or Feature	On the Subject Land	Within 500 Metres of Subject Land, unless otherwise specified (indicate approximate distance)
An agricultural operation, including livestock facility or stockyard	NO	
Utility Corridor	NO	
A landfill, closed or active	NO	
A sewage treatment plant or waste stabilization plant (lagoon)	NO	
A provincially significant wetland or significant coastal wetland	NO	NO
A significant wildlife habitat and/or habitat of endangered species and threatened species	NO	NO
Fish Habitat	NO	
Flood plain	NO	
An active or rehabilitated or abandoned mine site or mine hazards	NO	
An active mine site or aggregates operation site within 1 km of the subject land	NO	
A contaminated site or a gas station or petroleum/fuel storage	NO	
An industrial or commercial use, and specify the use(s)	NO	
Known archaeological resources or areas of archaeological potential	NO	
A municipal or federal airport	NO	

6. Is the application consistent with Provincial Policy Statements issued under subsection 3(1) of The Planning Act?

UNKNOWN

7. History of the Subject Land

7.1 Has the subject land ever been the subject of any other planning applications, i.e. Official Plan or Zoning By-law Amendment, Plan of Subdivision, Consent, Site Plan, under the Planning Act?
Yes X No If Yes and if known, provide the application file number and the decision made on the application.

7.2 Past Land Uses - BUSH LAND / HUNT CAMP

8. Current Applications

Is the subject land currently the subject of an application for an Official Plan and/or Zoning By-law amendment minor variance, consent or a plan of subdivision that has been submitted for approval?
Yes X No X Unknown If Yes, and if Known, specify the appropriate file number and status of the application

9. Other Information

Is there any other information that you think may be useful to the Planning Board or other agencies in reviewing this application?

If so, explain below or attach on a separate page.

NONE KNOWN

10. AFFIDAVIT OR SWORN DECLARATION

I/We RICHARD McLAY of the TWP OF ASSIGINACK

in the DISTRICT OF MANITOULIN make oath and say (or solemnly declare) that the information contained

in this application is true and that the information contained in the documents that accompany this application is true

Sworn (or declared) before me

at the Town of Gore Bay

in the District of Manitoulin

this 27 day of July 2022

Theresa A Carlisle

Commissioner of Oaths

THERESA ANNE CARLISLE, a Commissioner, etc., District of Manitoulin, for Manitoulin Planning Board. Expires February 13, 2024

Owner(s) or Authorized Agent/Applicant

Owner(s) or Authorized Agent/Applicant

11. AUTHORIZED AGENT

Authorization of Owner for Agent to Make the Application

I/We DOUGLAS + RICHARD McLAY, am/are the registered owner(s) of the subject lands for which this application is to apply. I/We do hereby grant authorization to DOUGLAS McLAY to act on my/our behalf in regard to this application.

JULY 27/22

Date

Signature of Owner(s)

JULY 27/22

Date

Signature of Owner(s)

12. PERMISSION TO ENTER

I/We hereby authorize the members of the staff of the Manitoulin Planning Board to enter upon the subject lands and premises for the limited purpose of evaluating the merits of this application. This is their authority for doing so

JULY 27/22

Date

Signature of the Owner(s)

JULY 27/22

Date

Douglas R McLay

Signature of the Owner(s)

The Planning Board will assign a File Number for complete applications and this should be used in all communications.

Applicant's Checklist:	Have you remembered to attach:	Yes
	- 3 copies of the completed application form?	✓
	- 3 copies of the sketch?	✓
	- The required fee, payable to the Manitoulin Planning Board?	✓

Forward to: **The Manitoulin Planning Board**
40 Water Street, Unit 1, P. O. Box 240
GORE BAY, Ontario POP 1H0

- Sketch Required

The Application shall be accompanied by a sketch showing the following, in metric units:

(a) the boundaries and dimensions of any land abutting the subject land that is owned by the owner of the subject land;
(b) the approximate distance between the subject land and the nearest township lot line or landmark such as a bridge or railway crossing;
(c) the boundaries and dimensions of the subject land, the part that is intended to be severed and the part that is intended to be retained and, in the case of a lot addition, the lands the addition is to be consolidated with;
(d) the location of all land previously severed from the parcel originally acquired by the current owner of the subject land;
(e) the approximate location of all natural and artificial features (*for example, buildings, railways, roads, watercourses, drainage ditches, banks of rivers or streams, wetlands, wooded areas, wells and septic tanks*) that,
(i) are located on the subject land and on land that is adjacent to it, and
(ii) in the applicant's opinion, may affect the application;
(f) the current uses of land that is adjacent to the subject land (for example, residential, agricultural or commercial);
(g) the location, width and name of any roads within or abutting the subject land, indicating whether it is an unopened road allowance, a public travelled road, a private road or a right of way;
(h) if access to the subject land will be by water only, the location of the parking and boat docking facilities to be used; and
(i) the location and nature of any easement affecting the subject land.

The preferred size is on paper no larger than 8.5" by 14", larger plans will be accepted provided a reduction for circulation purposes is provided.

Lot 11 and Lot 12 Concession VI
Township of Bidwell
Municipality of Assiginack
District of Manitoulin

CONSENT FILE NO'S: B31-22, B32-22 AND B33-22

N

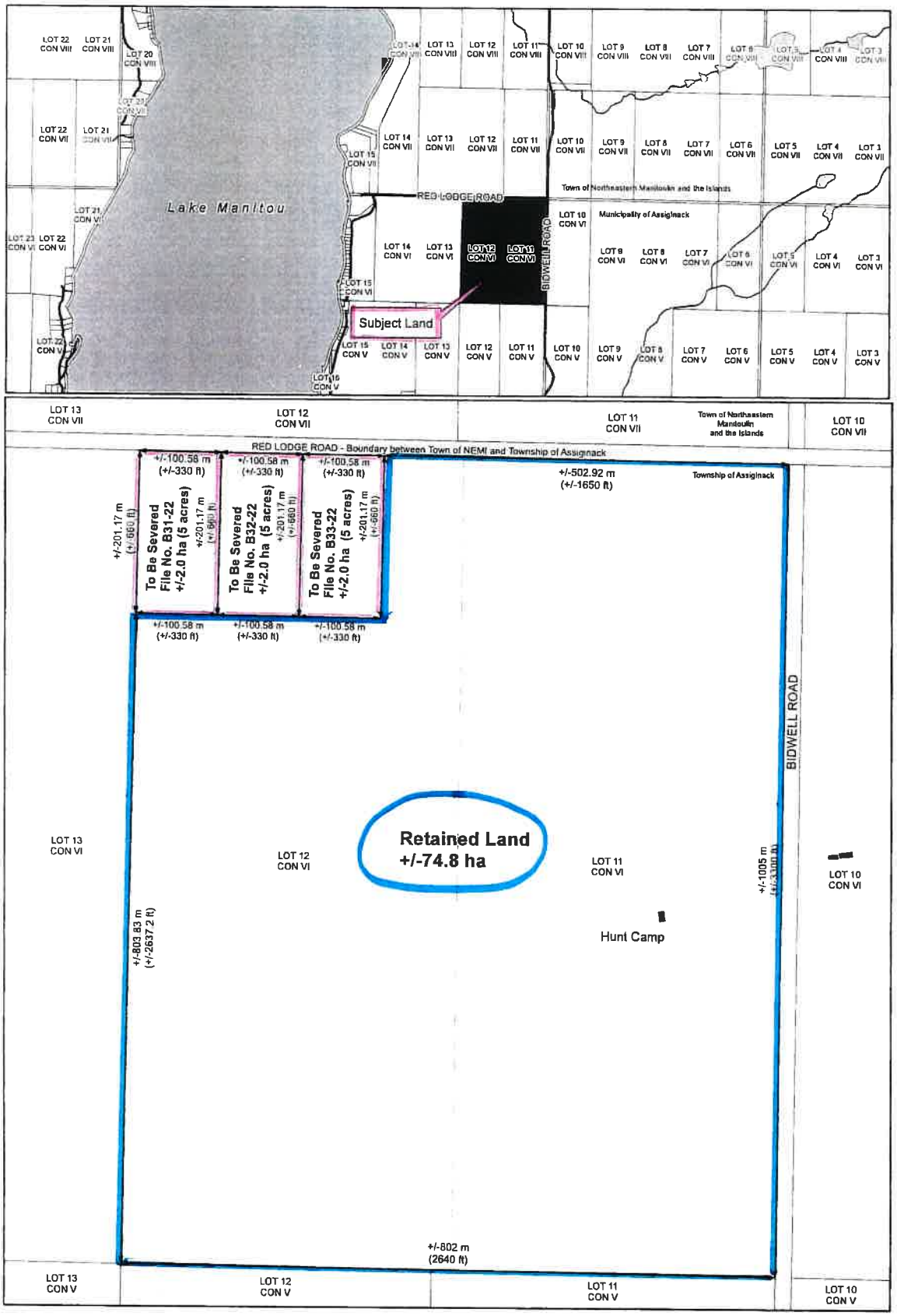

Manitoulin East Municipal Airport Commission Inc.

Commission Meeting Minutes

Meeting of Sep 05, 2022

Present: A. Atchison; D. Ham; B. Koehler; B. Wood; R. McGuire; J. Ferguson

Meeting call to order by Dave Ham at 7:00 PM (on "Zoom" format)

Motion 2022 08 47
Moved by R. McGuire
Second by J. Ferguson
Resolved that the Commission approves the agenda for the meeting of Sep 05, 2022.
Carried

Declaration of pecuniary interest-

Motion 2022 08 48
Moved by B. Wood
Second by R. McGuire
Resolved that the Commission approves the minutes of the meeting of 04 July 2022 and 15 Aug 2022
Carried

Motion 2022 08 49
Moved by J. Ferguson
Second by B. Koehler
Resolved that the Commission accept the managers' report for the month of Aug 2022.
Carried

Motion 2022 08 50
Moved by B. Wood
Second by R. McGuire
Resolved that the Commission accept the treasurers report for Aug 2022.
Carried

Motion 2022 08 51
Moved by B. Wood
Second by J. Ferguson
Resolved that the commission meeting of September 05, 2022 does now adjourn at 07 PM.
Carried