

**AGENDA**  
**A meeting of the Council of the Corporation**  
**of the Town of Northeastern Manitoulin and the Islands**  
**to be held on Tuesday, February 1st, 2022**  
**Electronic Format at 7:00 p.m.**

- 1. Call to Order**
- 2. Approval of Agenda**
- 3. Disclosure of Pecuniary Interest & General Nature Thereof**
- 4. Minutes of Previous Meeting**
  - i. Confirming By-Law 2022-08
- 5. New Business**
  - i. Apportionment formula - DSSAB
  - ii. Request for Support, NOHFC – Spider Bay Pier 6 replacement
  - iii. Request for use of Road Allowance - Snow Dusters
  - iv. Project Life Saver – OPP
  - v. Vankoughnet and Worthington Street Intersection
  - vi. Dissolve the Ontario Land Tribunal – Request for Support
- 6. Minutes and Other Reports**
  - i. Court Security and Prisoner Transportation review
  - ii. CPAC Minutes
  - iii. ROMA Conference reports
  - iv. Mayors update
- 7. Adjournment**

**THE CORPORATION OF THE TOWN OF  
NORTHEASTERN MANITOULIN AND THE ISLANDS**

**BY-LAW NO. 2022-08**

Being a by-law of the Corporation of the Town of Northeastern Manitoulin and the Islands to adopt the minutes of Council for the term commencing December 4, 2018 and authorizing the taking of any action authorized therein and thereby.

WHEREAS the Municipal Act, S.O. 2001, c. 25. s. 5 (3) requires a Municipal Council to exercise its powers by by-law, except where otherwise provided;

AND WHEREAS in many cases, action which is taken or authorized to be taken by a Council or a Committee of Council does not lend itself to an individual by-law;

NOW THEREFORE THE COUNCIL OF THE CORPORATION OF THE TOWN OF NORTHEASTERN MANITOULIN AND THE ISLANDS ENACTS AS FOLLOWS:

1. THAT the minutes of the meetings of the Council of the Corporation of the Town of Northeastern Manitoulin and the Islands for the term commencing December 4<sup>th</sup>, 2018 and held on:

January 25<sup>th</sup>, 2022

are hereby adopted.
2. THAT the taking of any action authorized in or by the minutes mentioned in Section 1 hereof and the exercise of any powers by the Council or Committees by the said minutes are hereby ratified, authorized and confirmed.
3. THAT, where no individual by-law has been or is passed with respect to the taking of any action authorized in or by the minutes mentioned in Section 1 hereof or with respect to the exercise of any powers by the Council or Committees in the above-mentioned minutes, then this by-law shall be deemed for all purposes to be the by-law required for approving and authorizing the taking of any action authorized therein or thereby or required for the exercise of any power therein by the Council or Committees.
4. THAT the Mayor and proper Officers of the Corporation of the Town of Northeastern Manitoulin and the Islands are hereby authorized and directed to do all things necessary to give effect to the recommendations, motions, resolutions, reports, action and other decisions of the Council or Committees as evidenced by the above-mentioned minutes in Section 1 and the Mayor and Clerk are hereby authorized and directed to execute all necessary documents in the name of the Corporation of the Town of Northeastern Manitoulin and the Islands and to affix the seal of the Corporation thereto.

READ A FIRST, SECOND AND THIRD TIME AND FINALLY PASSED THIS  
1st day of February, 2022.

---

Al MacNevin

---

Mayor

---

Pam Cress

---

Clerk

**The Corporation of the Town of Northeastern Manitoulin and the Islands**  
**Minutes of a meeting of Council held Tuesday, January 25, 2022**  
**Via Zoom at 7:00p.m.**

**PRESENT:** Mayor Al MacNevin, Councillors: Barb Baker, Al Boyd, Laurie Cook, Mike Erskine, William Koehler, Dawn Orr, Bruce Wood

**ABSENT:** Councillor Jim Ferguson

**STAFF PRESENT:** David Williamson, CAO  
Pam Cress, Clerk

Mayor MacNevin called the meeting to order at 7:00 p.m.

**Resolution No. 28-01-2022**

Moved by: B. Wood

Seconded by: W. Koehler

RESOLVED THAT the Council of the Corporation of the Town of Northeastern Manitoulin and the Islands approves the agenda as presented.

Carried

**Resolution No. 29-01-2022**

Moved by: A. Boyd

Seconded by: M. Erskine

RESOLVED THAT the Council of the Corporation of the Town of Northeastern Manitoulin and the Islands now reads a first, second and third time and finally passes By-Law 2022-06 to adopt the minutes of Council for the term commencing December 4, 2018 and authorizing the taking of any action authorized therein and thereby.

Carried

**Resolution No. 30-01-2022**

Moved by: B. Baker

Seconded by: B. Boyd

RESOLVED THAT the Council of the Corporation of the Town of Northeastern Manitoulin and the Islands supports the recommendations made by Stantec in the Heritage Impact Assessment Report..

Carried

**Resolution No. 31-01-2022**

Moved by: B. Wood

Seconded by: L. Cook

RESOLVED THAT the Council of the Corporation of the Town of Northeastern Manitoulin and the Islands now reads a first, second and third time and finally passes By-Law 2022-07, being a by-law for the adoption of tax rates and further to provide for penalty and interest in default of payment thereof for 2022.

Carried

**Resolution No. 32-01-2022**

Moved by: W. Koehler

Seconded by: D. Orr

RESOLVED THAT the Council of the Corporation of the Town of Northeastern Manitoulin and the Islands donates \$200 to the Little Current and District Fish and Game Club.

Carried

**The Corporation of the Town of Northeastern Manitoulin and the Islands  
Minutes of Council**

**Page 2**

**Resolution No. 33-01-2022**

Moved by: M. Erskine

Seconded by: W. Koehler

RESOLVED THAT the Council of the Corporation of the Town of Northeastern Manitoulin and the Islands proceeds In Camera in order to address a matter pertaining to personal matters about an identifiable individual, including municipal or local employees.

Carried

**Resolution No. 34-01-2022**

Moved by: M. Erskine

Seconded by: A. Boyd

RESOLVED THAT the Council of the Corporation of the Town of Northeastern Manitoulin and the Islands does now adjourn at 7:49 pm.

Carried

---

Al MacNevin                      Mayor

---

Pam Cress    Clerk

## Dave Williamson

---

**From:** Stewart, Donna <donna.stewart@msdsb.net>  
**Sent:** January 27, 2022 2:36 PM  
**To:** Assignack (ahobbs@assignack.ca); Baldwin; Billings (kmcDonald@billingstwp.ca); Burpee Mills; Central Manitoulin; Cockburn Island (brentstdenis@gmail.com); Espanola; French River; Gordon/Barrie Island; Killarney (cbeauvais@municipalityofkillarney.ca); Markstay-Warren; Morag Macpherson (cao@chapleau.ca); Nairn & Hyman; Dave Williamson; Sables-Spanish; St. Charles; Tehkummah; Mayor Al MacNevin; Dan Osborne - Town of Gore Bay (mayor@gorebay.ca); Dave Ham; David Jaggard; Frederic Diebel; Gisele Pageau; Ian Anderson (mayoranderson@billingstwp.ca); Jill Beer; Ken Noland; Lee Hayden; Les Gamble - Sables Spanish Rivers (les.gamble@sables-spanish.ca); Levesque, Michael; Nancy Wirtz (nwirtz@municipalityofkillarney.ca); Paul Schoppmann (mayor@stcharlesontario.ca); Richard Stephens (cmreeve@eastlink.ca); Stephen Saloin; Vern Gorham  
**Cc:** Dominelli, Fern  
**Subject:** Apportionment Formula Information  
**Attachments:** 22\_10\_Apportionment Formula\_Resolution\_signed.pdf  
**Importance:** High

Good afternoon,

The Corporation of the Town of Espanola has commenced a legal proceeding against the Manitoulin-Sudbury District Services Board respecting the Board's current cost apportionment formula and this is proceeding to divisional court in the spring of 2022.

Espanola has proposed a new formula to replace the current formula, shown on Table 3 of the Municipal Tax Equity (MTE) Consultants Inc.  [report](#) attached.

At the DSB's board meeting this morning, the board members passed the attached resolution 22\_10 which I am sharing with you.

Before the Board considers this matter further, the Board wanted to determine where municipalities were on this issue and whether a majority of the member municipalities representing a majority of the electors of those member municipalities (and TWOMOS) would consent to a change from the Current Formula to the Proposed Formula.

Our ask:

*Each municipality and TWOMO representative is being asked, **by February 22, 2022**, to consider the matter and, by resolution inform the DSB Board whether your municipality **would consent to a change in the cost apportionment formula from the Current Formula to the Proposed Formula shown in Table 3 of the Municipal Tax Equity Consultants Inc., dated December 20, 2021, for the year 2023.***

To be clear the Board is not considering a change in the formula from the current formula to the default formula.

If you require any additional information, please feel free to contact me at (705) 669-7935 or Fern Dominelli at (705) 665-2944.

*Thank you!*

***Donna Stewart, B.A., CYW***

*Associate Chief Administrative Officer (A)/*

*Directrice général adjoint de l'administration*

*Manitoulin-Sudbury DSB*

*210 Mead Boulevard*

*Espanola, ON*

*P5E 1R9*

*Cell: (705) 669-7935*

*Office: (705) 222-0499*

*Fax: (705) 862-7805*

**DISTRICT SOCIAL SERVICES BOARD APPORTIONMENT  
ALTERNATE MODEL FOR THE  
TREATMENT OF POWER DAM GRANT REVENUE**

*Prepared For:*  
**THE TOWN OF ESPANOLA**

*Prepared By:*  
**MUNICIPAL TAX EQUITY (MTE) CONSULTANTS INC.**  
GEORGETOWN, ONTARIO  
[WWW.MTE.CA](http://WWW.MTE.CA)

*Published On:*  
**MONDAY DECEMBER 20, 2021**

(Replaces Version Dated Nov. 29, 2021)



***DISCLAIMER AND CAUTION***

The information, views, data and discussions in this document and related material are provided for general reference purposes only.

Regulatory and statutory references are, in many instances, not directly quoted excerpts and the reader should refer to the relevant provisions of the legislation and regulations for complete information.

The discussion and commentary contained in this report do not constitute legal advice or the provision of legal services as defined by the *Law Society Act*, any other Act, or Regulation. If legal advice is required or if legal rights are, or may be an issue, the reader must obtain an independent legal opinion.

Decisions should not be made in the sole consideration of or reliance on the information and discussions contained in this report. It is the responsibility of each individual in either of a decision-making or advisory capacity to acquire all relevant and pertinent information required to make an informed and appropriate decision with regards to any matter under consideration concerning municipal finance issues.

MTE is not responsible to the municipality, nor to any other party for damages arising based on incorrect data or due to the misuse of the information contained in this study, including without limitation, any related, indirect, special, or consequential damages.



## INTRODUCTION AND PURPOSE

The Town of Espanola is a member municipality of the Manitoulin-Sudbury District Services Board (MSDSB) and as such, contributes to the funding of the Board. The Town and the other member municipalities share in these costs in accordance with an established sharing formula established under the District Social Services Administration Boards Act, R.S.O. 1990 (*The Act*) and Ontario Regulation 278/98 (*Regulation*) made and amended under that *Act*.

This formula relies primarily on the proportional share of weighted property assessment within each local municipality but also captures a specific pool of grant money that three of the members receive from the Province in respect to exempt hydro electric power dams.

The Town enlisted the assistance of Municipal Tax Equity (MTE) Consultants Inc. to review the sharing formula utilized by the MSDSB and in particular, the manner in which the power dam revenue is treated and incorporated. The outcome of this review suggested that the current approach is not sensitive to changes in the overall property demographics of the MSDSB as a whole. We suggest that the reliance on a historical grant share factor prevents the Power Dam revenue from being apportioned in a manner that reflects current circumstances or the Town's current proportional position with the MSDSB.

This report has been prepared to document a potential, alternate approach to the current revenue sharing model that would treat revenue related to Power Dam Grants within a current, rather than historical context.

## ALTERNATE APPROACH

The alternative approach has been prepared to ensure that all municipalities receiving Power Dam grants share the same proportion of that revenue with the Board as they would if the funds were raised by the property tax. That is, a municipality in receipt of a Power Dam grant that shares 10% of every property tax dollar it raises, will share 10% of each grant dollar it receives.

This is accomplished by translating each municipality's grant amount into equivalent weighted CVA. Put another way, how much more weighted CVA would each municipality be reporting if they were in fact raising the grant money from the property tax base. This is a very straightforward, objective and transparent calculation.

### **Equivalent Weighted CVA = Grant Revenue ÷ Residential Tax Rate**

In this instance, MTE recommends using the notional, or starting tax rate for the year for which the apportionment exercise applies (Subject Year). This will not make a difference while reassessment is paused, but it will be an important step once reassessment restarts to ensure accuracy in the calculation and outcome.

As the Municipal Property Assessment Corporation (MPAC) has delayed the release of final roll return data for 2022, we have undertaken a restatement of the Board's 2021 apportionments in order to illustrate the specific mechanics of this alternate approach.

**Table 1** sets out the approach to confirming CVA, Weighted CVA and Equivalent Weighted CVA.

**Table 2** is a revised Board-wide apportionment summary table.

**Table 1**  
**Restated 2021 CVA and Tax Ratio Confirmation**

MPAC Assessment at Roll Return (Year-End Tax File or Municipal Change Profile MCP)	Current Value Assessment <sup>1</sup>		Base Year Tax Parameters		Weighted CVA	
	<i>Base Year End</i>	<i>Subject Year Returned</i>	<i>Tax Ratio</i>	<i>Subclass Factor</i>	<i>Base Year</i>	<i>Subject Year</i>
	<b>A</b>	<b>B</b>	<b>C</b>	<b>D</b>	<b>E = A * C * D</b>	<b>F = B * C * D</b>
RT	333,313,993	333,313,993	1.000000	1.00	333,313,993	333,313,993
RG	130,600	130,600	1.000000	1.00	130,600	130,600
RP	14,800	14,800	1.000000	1.00	14,800	14,800
FT	285,300	285,300	0.250000	1.00	71,325	71,325
TT	1,085,200	1,085,200	0.250000	1.00	271,300	271,300
MT	6,019,500	6,019,500	2.000000	1.00	12,039,000	12,039,000
CT	33,067,387	33,067,387	1.808670	1.00	59,807,991	59,807,991
XT	2,365,900	2,365,900	1.808670	1.00	4,279,132	4,279,132
ST	3,703,300	3,703,300	2.609186	1.00	9,662,599	9,662,599
CF	3,073,000	3,073,000	1.808670	1.00	5,558,043	5,558,043
CG	1,226,600	1,226,600	1.808670	1.00	2,218,515	2,218,515
CH	310,500	310,500	1.808670	1.00	561,592	561,592
CU	198,500	198,500	1.808670	1.00	359,021	359,021
CX	1,386,500	1,386,500	1.808670	1.00	2,507,721	2,507,721
IH	63,000	63,000	2.325000	1.00	146,475	146,475
IT	2,294,500	2,294,500	2.325000	1.00	5,334,713	5,334,713
IU	14,000	14,000	2.325000	1.00	32,550	32,550
IX	330,000	330,000	2.325000	1.00	767,250	767,250
JT	597,300	597,300	2.325000	1.00	1,388,723	1,388,723
JU	102,400	102,400	2.325000	1.00	238,080	238,080
LT	8,307,013	8,307,013	8.219640	1.00	68,280,656	68,280,656
HT	9,200	9,200	1.100000	1.00	10,120	10,120
PT	1,824,000	1,824,000	1.245563	1.00	2,271,907	2,271,907
<b>Totals</b>	<b>399,722,493</b>	<b>399,722,493</b>			<b>509,266,104</b>	<b>509,266,104</b>

Base Year Residential Tax Rate	<b>G</b>	Input	0.01511116
Notional Tax	<b>H</b>	(Value of E) * G	\$7,695,602
Notional Rate	<b>I</b>	H / (Value of F)	0.01511116 <sup>2</sup>
Base Year Grant Amount	<b>J</b>	Input	\$797,281
Equivalent Weighted CVA – Power Dam Grant	<b>K</b>	J / I	52,761,076
<b>Total Equivalent Weighted CVA</b>	<b>L</b>	<b>(Value of F) + K</b>	<b>562,027,180</b>

<sup>1</sup> Year-End CVA from the Base Year (2020) is derived from the same sources as the assessment returned for the Subject Year (2021).

<sup>2</sup> In a non-reassessment year, the Notional Rate will equal the prior year's actual rate. In a reassessment year, the notional rate will typically be lower when calculated against the new assessment/phase-in year values. If this is not done, the Equivalent Weighted CVA will be understated.

Table 2  
Restated 2021 Apportionment Schedule

Municipality	Weighted CVA	Equivalent Weighted CVA	Total Weighted CVA	Share of Municipal Weighted CVA	Net Revenue Share
Assignack	189,394,624		189,394,624	4.48%	3.59%
Gordon & Barrie Island	144,396,265		144,396,265	3.42%	2.74%
Cockburn Island	11,650,750		11,650,750	0.28%	0.22%
Billings	178,484,600		178,484,600	4.23%	3.39%
Central Manitoulin	400,166,122		400,166,122	9.47%	7.59%
Burpee & Mills	74,636,709		74,636,709	1.77%	1.42%
Tehkummah	78,059,223		78,059,223	1.85%	1.48%
NEMI	534,986,650		534,986,650	12.67%	10.15%
Gore Bay	69,757,890		69,757,890	1.65%	1.32%
Killarney	329,007,905		329,007,905	7.79%	6.24%
Baldwin	61,627,606		61,627,606	1.46%	1.17%
Chapleau	98,106,759		98,106,759	2.32%	1.86%
Espanola	509,268,090	52,761,076	562,029,166	13.31%	10.66%
French River	593,434,159		593,434,159	14.05%	11.25%
Markstay-Warren	289,502,065		289,502,065	6.85%	5.49%
Nairn & Hyman	70,758,754	4,455,873 <sup>3</sup>	75,214,627	1.78%	1.43%
Sables-Spanish Rivers	331,165,986	6,268,580 <sup>4</sup>	337,434,566	7.99%	6.40%
St Charles	195,608,302		195,608,302	4.63%	3.71%
<b>Total Organized Municipalities</b>	<b>4,160,012,460</b>		<b>4,223,497,988</b>	<b>100.00%</b>	<b>80.10%</b>
Contribution for Territory without Municipal Organization (TWOMO)					
					\$2,122,209
<b>Total</b>					<b>\$10,664,361</b>
					<b>100.00%</b>

<sup>3</sup> Based on an estimated Power Dam Grant of \$56,025 and a 2020 municipal tax rate of 0.01257330.

<sup>4</sup> Based on an estimated Power Dam Grant of \$79,789 and a 2020 municipal tax rate of 0.01272838.

Table 3 has been prepared to document the net difference in apportionments between the actual 2021 schedule and the restated apportionments set out in Table 2.

**Table 3**  
**Actual vs. Equivalent Weighted CVA Apportionments for 2021**

Municipality	Actual		Espanola Proposed		Difference	
	\$	%	\$	%	\$	%
Assiginack	\$380,156	3.56%	\$383,056	3.59%	\$2,900	0.76%
Gordon & Barrie Island	\$289,835	2.72%	\$292,046	2.74%	\$2,211	0.76%
Cockburn Island	\$23,385	0.22%	\$23,564	0.22%	\$179	0.77%
Billings	\$358,257	3.36%	\$360,990	3.39%	\$2,733	0.76%
Central Manitoulin	\$803,219	7.53%	\$809,348	7.59%	\$6,129	0.76%
Burpee & Mills	\$149,813	1.40%	\$150,955	1.42%	\$1,142	0.76%
Tehkummah	\$156,682	1.47%	\$157,877	1.48%	\$1,195	0.76%
NEMI	\$1,073,834	10.07%	\$1,082,027	10.15%	\$8,193	0.76%
Gore Bay	\$140,019	1.31%	\$141,087	1.32%	\$1,068	0.76%
Killarney	\$660,390	6.19%	\$665,428	6.24%	\$5,038	0.76%
Baldwin	\$123,700	1.16%	\$124,644	1.17%	\$944	0.76%
Chapleau	\$196,921	1.85%	\$198,424	1.86%	\$1,503	0.76%
Espanola	\$1,194,006	11.20%	\$1,136,721	10.66%	-\$57,285	-4.80%
French River	\$1,191,151	11.17%	\$1,200,238	11.25%	\$9,087	0.76%
Markstay-Warren	\$581,093	5.45%	\$585,527	5.49%	\$4,434	0.76%
Nairn & Hyman	\$154,028	1.44%	\$152,124	1.43%	-\$1,904	-1.24%
Sables-Spanish Rivers	\$673,035	6.31%	\$682,472	6.40%	\$9,437	1.40%
St Charles	\$392,628	3.68%	\$395,624	3.71%	\$2,996	0.76%
<b>Total Organized Municipalities</b>	<b>\$8,542,152</b>	<b>80.10%</b>	<b>\$8,542,152</b>	<b>80.10%</b>	<b>\$0</b>	<b>0.00%</b>
TWOMO	\$2,122,209	19.90%	\$2,122,209	19.90%	\$0	0.00%
<b>Total</b>	<b>\$10,664,361</b>	<b>100.00%</b>	<b>\$10,664,361</b>	<b>100.00%</b>	<b>\$0</b>	<b>0.00%</b>

### Consideration of Default Approach

The Town's proposed alternate approach continues to incorporate the non-tax power dam revenue whereas a reversion to the default, regulated apportionment formula would not. By default, section 6 of the regulation provides the following formula for the apportionment of eligible costs of the DSAB among member municipalities.

**$A = B \times (C \div D)$  Where:**

**A** = The amount each municipality shall contribute;

**B** = The eligible costs to be apportioned amongst all member municipalities;

**C** = The weighted assessment for all properties within each single member municipality; and

**D** = The weighted assessment for all properties across all member municipalities.

Consistent with the commonly regulated protocols for the calculation of weighted assessment under the *Municipal Act, 2001*, the calculation of weighted assessment for the year is to be undertaken in the following manner.

**Weighted Assessment = CVA X Tax Ratio X Subclass Discount Where:**

**CVA** = The Assessment as Returned for the subject year by the Municipal Property Assessment Corporation (MPAC);

**Tax Ratio** = The Tax Ratio established by the Council of the member municipality for the subject year in accordance with section 308 of the *Municipal Act, 2001*; and

**Discount** = Any applicable subclass discount for vacant or excess land parcels or properties falling within one of the farmland awaiting development subclasses.

Tables 4 and 5 have been prepared to document the potential implications of the 2021 apportionment being recalculated based on the default regulated formula. Table 4 compares the default outcome against the Board's actual apportionment figures as originally calculated and imposed. Table 5 provides a comparison between the Town of Espanola's proposed approach and the outcome using the default rules.

**Table 4**  
**Actual vs. Default Apportionment Approach for 2021**

Municipality	Actual		Regulated Default		Difference	
	\$	%	\$	%	\$	%
Assiginack	\$380,156	3.56%	\$388,902	3.65%	\$8,746	2.30%
Gordon & Barrie Island	\$289,835	2.72%	\$296,503	2.78%	\$6,668	2.30%
Cockburn Island	\$23,385	0.22%	\$23,924	0.22%	\$539	2.30%
Billings	\$358,257	3.36%	\$366,500	3.44%	\$8,243	2.30%
Central Manitoulin	\$803,219	7.53%	\$821,699	7.71%	\$18,480	2.30%
Burpee & Mills	\$149,813	1.40%	\$153,259	1.44%	\$3,446	2.30%
Tehkummah	\$156,682	1.47%	\$160,286	1.50%	\$3,604	2.30%
NEMI	\$1,073,834	10.07%	\$1,098,539	10.30%	\$24,705	2.30%
Gore Bay	\$140,019	1.31%	\$143,241	1.34%	\$3,222	2.30%
Killarney	\$660,390	6.19%	\$675,583	6.33%	\$15,193	2.30%
Baldwin	\$123,700	1.16%	\$126,546	1.19%	\$2,846	2.30%
Chapleau	\$196,921	1.85%	\$201,452	1.89%	\$4,531	2.30%
Espanola	\$1,194,006	11.20%	\$1,045,729	9.81%	-\$148,277	-12.42%
French River	\$1,191,151	11.17%	\$1,218,555	11.43%	\$27,404	2.30%
Markstay-Warren	\$581,093	5.45%	\$594,462	5.57%	\$13,369	2.30%
Nairn & Hyman	\$154,028	1.44%	\$145,296	1.36%	-\$8,732	-5.67%
Sables-Spanish Rivers	\$673,035	6.31%	\$680,015	6.38%	\$6,980	1.04%
St Charles	\$392,628	3.68%	\$401,661	3.77%	\$9,033	2.30%
<b>Total Organized Municipalities</b>	<b>\$8,542,152</b>	<b>80.10%</b>	<b>\$8,542,152</b>	<b>80.10%</b>	<b>\$0</b>	<b>0.00%</b>
TWOMO	\$2,122,209	19.90%	\$2,122,209	19.90%	\$0	0.00%
<b>Total</b>	<b>\$10,664,361</b>	<b>100.00%</b>	<b>\$10,664,361</b>	<b>100.00%</b>	<b>\$0</b>	<b>0.00%</b>



**Table 5**  
**Espanola Proposed vs. Default Apportionment Approach for 2021**

Municipality	Espanola Proposed		Regulated Default		Difference	
	\$	%	\$	%	\$	%
Assiginack	\$383,056	3.59%	\$388,902	3.65%	\$5,846	1.53%
Gordon & Barrie Island	\$292,046	2.74%	\$296,503	2.78%	\$4,457	1.53%
Cockburn Island	\$23,564	0.22%	\$23,924	0.22%	\$360	1.53%
Billings	\$360,990	3.39%	\$366,500	3.44%	\$5,510	1.53%
Central Manitoulin	\$809,348	7.59%	\$821,699	7.71%	\$12,351	1.53%
Burpee & Mills	\$150,955	1.42%	\$153,259	1.44%	\$2,304	1.53%
Tehkummah	\$157,877	1.48%	\$160,286	1.50%	\$2,409	1.53%
NEMI	\$1,082,027	10.15%	\$1,098,539	10.30%	\$16,512	1.53%
Gore Bay	\$141,087	1.32%	\$143,241	1.34%	\$2,154	1.53%
Killarney	\$665,428	6.24%	\$675,583	6.33%	\$10,155	1.53%
Baldwin	\$124,644	1.17%	\$126,546	1.19%	\$1,902	1.53%
Chapleau	\$198,424	1.86%	\$201,452	1.89%	\$3,028	1.53%
Espanola	\$1,136,721	10.66%	\$1,045,729	9.81%	-\$90,992	-8.00%
French River	\$1,200,238	11.25%	\$1,218,555	11.43%	\$18,317	1.53%
Markstay-Warren	\$585,527	5.49%	\$594,462	5.57%	\$8,935	1.53%
Nairn & Hyman	\$152,124	1.43%	\$145,296	1.36%	-\$6,828	-4.49%
Sables-Spanish Rivers	\$682,472	6.40%	\$680,015	6.38%	-\$2,457	-0.36%
St Charles	\$395,624	3.71%	\$401,661	3.77%	\$6,037	1.53%
<b>Total Organized Municipalities</b>	<b>\$8,542,152</b>	<b>80.10%</b>	<b>\$8,542,152</b>	<b>80.10%</b>	<b>\$0</b>	<b>0.00%</b>
TWOMO	\$2,122,209	19.90%	\$2,122,209	19.90%	\$0	0.00%
<b>Total</b>	<b>\$10,664,361</b>	<b>100.00%</b>	<b>\$10,664,361</b>	<b>100.00%</b>	<b>\$0</b>	<b>0.00%</b>

**GENERAL SUMMARY AND POTENTIAL NEXT STEPS**

This approach does not rely on any complex calculations and can be performed without impacting the Board's standard timing and processes for confirming each year's sharing details. It will, however, require approval by a double majority of the MSDSB membership as it represents an alternate approach to apportioning costs.<sup>5</sup> First, like the current approach, it relies on prior year rather than subject year tax ratios and of course, it would include the power dam grant revenue, which is not contemplated by the default sharing formula.

Once assessment data has been released for 2022 roll return, which is expected to occur the week of November 29<sup>th</sup>, 2021, it will be possible to update these models to reflect actual 2022 circumstances. In the absence of reassessment, the proportional shares are not expected to be materially different than what we see here, however, the revised models would account for the Board's updated budget requirements and the impact of any assessment growth that has occurred during 2021.

This would also provide an opportunity to confirm the assumptions that have been made in regard to Nairn and Hyman and Sables-Spanish Rivers. In particular, we have utilized estimated grant amounts in this report and those numbers should be confirmed and/or updated to ensure accuracy in the modeling and observed impacts.



---

<sup>5</sup> Resolutions of agreement from a majority of members (municipalities + members representing areas without municipal organization) and the group approving must also represent a majority of the Board's electors.





**Town of Northeastern Manitoulin and the Islands**  
**PO. Box 608 Little Current, ON P0P 1K0**  
**(705) 368-3500**

January 27, 2022

Dear Mayor and Council,

Municipal staff have been exploring funding opportunities to replace Pier 6 at Spider Bay Marina. We submitted a Stage-One application for funding to the Northern Ontario Heritage Fund, under their Community Enhancement Stream and we just received confirmation that our application can move forward to Stage-Two.

I am reaching out to you to ask that Council please consider passing a Resolution of Support for this funding application and project. This resolution will be submitted with the Stage-Two funding application to the Northern Ontario Heritage Fund and will help to demonstrate our community's commitment and continued support for Spider Bay Marina.

Thank you for your consideration,

Heidi Ferguson  
Economic Development Officer  
Town of Northeastern Manitoulin and the Islands

## Dave Williamson

---

**From:** Linda Bond <rlbond18@yahoo.ca>  
**Sent:** January 21, 2022 2:32 PM  
**To:** Dave Williamson  
**Subject:** road allowance

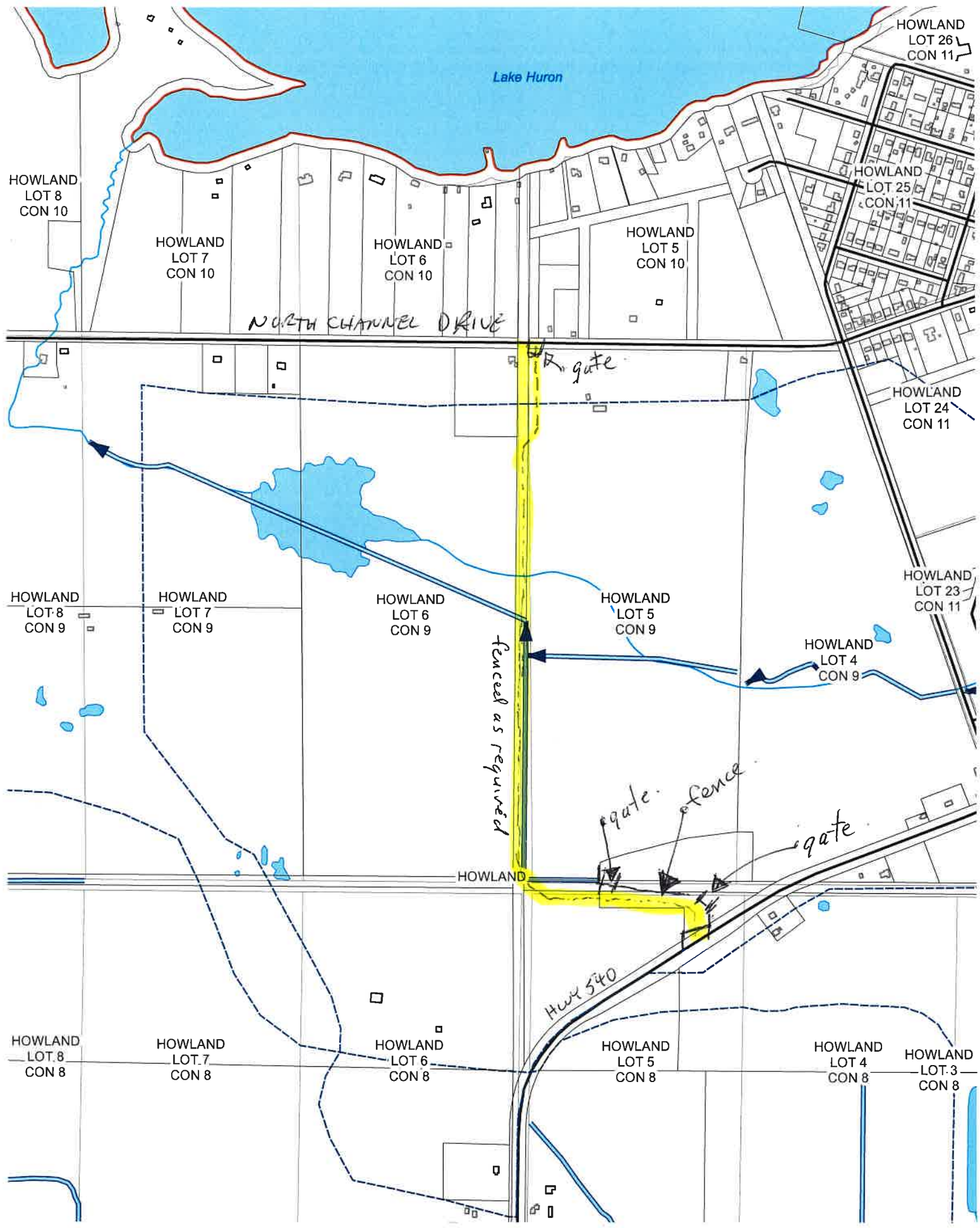
Mayor and Council  
Town of Northeastern Manitoulin  
and the Islands

Manitoulin Snowdusters is seeking permission for the use of the unopened road allowance between Lots 5 & 6 Con 9 Howland Township for the use of a snowmobile trail.

The survey has been done and we know where the fence is so we are seeking council approval.

Thank you.

Rick Bond  
President



Ontario  
Provincial  
Police

Police  
provinciale  
de l'Ontario



Manitoulin Detachment  
Manitoulin Détachement  
(Little Current, Espanola, Gore Bay)

54 Boosneck Road, PO Box 638  
Little Current, ON P0P 1K0

Tel: 705-368-2200  
Fax 705-368-2666

Tél. : 705-368-2200  
Télec. : 705-368-2666

File Reference:

January 24, 2022  
Town Council - Northeastern Manitoulin and the Islands  
14 Water Street  
Little Current, ON  
P0P 1K0

JAN 24 2022

Dear Mayor MacNevin and Town Council,

On Wednesday January 12, 2022 I presented to CPAC the opportunity to bring Project Lifesaver to Manitoulin Island. Representatives from across Manitoulin were excited and eager to hear about this program that can be provided to your residents.

Project Lifesaver is a radio frequency-based tracking system. The system is for high-risk vulnerable people of all ages. They must have a tendency to wander and be diagnosed with the following: Alzheimer's, other dementias, autism, Down Syndrome or any other form of cognitive delay. Clients will wear a personalized wristband that emits a unique tracking signal. The signal can be tracked both on the ground and in the air. This will enable the Project Lifesaver team to positively locate and identify the person who has wandered, using portable directional antennae to locate the signal.

Without effective procedures and equipment, searches potentially involve multiple agencies, hundreds of officers, countless man hours and thousands of dollars. Most people who wander are found within a few kilometers from home and search times, when using Project Lifesaver, have been reduced from hours and days to just minutes. Search times for Project Lifesaver clients average 30 minutes. This is a 95% reduction in search times than that of standard operations.

The cost to purchase the equipment for this program is approximately \$16,000. Clients will be required to purchase the bracelet for approximately \$600 and are responsible for the cost of battery replacement that occurs every 60 days at a cost \$20. Included in the start-up funding is the cost for additional bracelets for those who are unable to purchase their own.

The OPP is looking for support from the Townships to bring this program to Manitoulin. Project Lifesaver's mission is to provide timely response to save lives and reduce potential injury for adults and children who wander.

If you have any questions or wish to learn more about the program please contact me. I would be happy to provide you with more information.

Sincerely,

P/C Tessa Kasch\ #14962  
E-mail: tessa.kasch@opp.ca  
Cell: 705-863-1419



---

## WHAT IS PROJECT LIFESAVER?

- Founded in 1999
- Radio frequency based tracking system
- System is for people of all ages who are high risk vulnerable persons
  - Must have a tendency to wander
  - Diagnosed with Alzheimer's or other dementias, Autism, Down Syndrome or other form of cognitive delay
- Clients wear a personalized wristband that emits a unique tracking signal
- The wristband is a one ounce, battery-operated wrist transmitter emitting a unique FM radio frequency-based signal that will emit a signal every second, 24 hours a day



# WHAT IS PROJECT LIFESAVER?

- Signal can be tracked on the ground for approximately 2.5 km or in the air from helicopter for approximately 8-10 km
- Each wristband has a unique radio frequency allowing officers to positively locate and identify the person who has wandered away from home using portable directional antennae to locate the signal
- Two different types of antenna
  - One is secured to the roof of responding OPP vehicles (less range but does allow for the transmitted signal to be received from any direction)
  - Once signal is detected - officers switch to the second one that allows us to make use of maximum range of the bracelets and have the advantage of being directional

---

## BENEFITS

- Most who wander are found a few km's from home
  - Search times when using Project Lifesaver have been reduced from hours and days to minutes.
  - Recovery times for Project Lifesaver clients average 30 minutes – 95% less time than standard operations
- Manitoulin OPP will be in charge of the search and the Emergency Response Team (ERT), Canine Unit, Helicopter are still deployed



---

## COST/ADMINISTRATOR

- Administrator is in charge of signing up clients and monthly battery changes
  - OPP will house the equipment
- Approximate cost is between \$14,000 - \$16,000
- Each bracelet is approximately \$600
  - Battery changes approximately \$10-\$20 every two months

---

# QUESTIONS?

## Dave Williamson

---

**From:** Bill Koehler <koehlerwo@yahoo.ca>  
**Sent:** January 25, 2022 2:43 PM  
**To:** Dave Williamson  
**Subject:** Fw: Dissolve the OLT (Ontario Land Tribunal)  
**Attachments:** Dissolve OLT Motion.docx

----- Forwarded Message -----

**From:** Mrakas, Tom <tmrakas@aurora.ca>  
**To:** Bruce Wood <brucewood@xplornet.com>; Dawn Orr <orrr@vianet.ca>; Jim Ferguson <jferguson@townofnemi.on.ca>; Laurie Wood <lwood@townofnemi.on.ca>; William Koehler <koehlerwo@yahoo.ca>  
**Sent:** Friday, January 21, 2022, 10:34:07 a.m. EST  
**Subject:** Dissolve the OLT (Ontario Land Tribunal)

Good day fellow elected official,

Successive provincial governments of all political stripes have failed to have due regard for municipal authority in local land use planning decisions. As a result, rather than approving much needed housing units, municipalities instead have spent decades mired in the red tape of costly, time consuming appeals hearings spending millions of taxpayer dollars defending Council decisions to uphold provincially approved Official Plans.

With delay upon delay, nothing gets built and the hope of developing the "missing middle" of housing looks at this stage, to be merely a pipe dream.

We are witnessing a crisis in attainable housing; a crisis fueled in part by a land use planning appeals process that supplants the rights of local municipalities to uphold their own provincially approved Official Plans with the power of an unelected, unaccountable third party – the OLT - to determine "good planning outcomes" for our communities.

If municipalities had the authority to enforce their provincially approved Official Plans, then thousands of units of housing could be built in York Region alone without any further delay.

To address the very real need for a diversity of attainable housing in communities across our province, we need to eliminate one of the key barriers to its realization – the Ontario Land Tribunal.

I have attached a Motion that I would respectfully ask you to put forward at your council.

This Motion requests the Government of Ontario to dissolve the OLT and recognize the authority of municipal councils in local land use planning decisions.

Please consider adding this Motion to your Council agendas. It is imperative that collectively our voices are heard. Local governments should have the authority to exercise greater control over planning matters in their own communities. By working together, we can build a positive future for all Ontarians.

*Whereas Municipalities across this province collectively spend millions of dollars of taxpayer money and municipal resources developing Official Plans that meet current Provincial Planning Policy; and*

*Whereas an Official Plan is developed through months of public consultation to ensure, “that future planning and development will meet the specific needs of (our) community”; and*

*Whereas our Official Plan includes zoning provisions that encourage development of the “missing middle” or “gentle density” to meet the need for attainable housing in our community; and*

*Whereas our Official Plan is ultimately approved by the province; and*

*Whereas it is within the legislative purview of Municipal Council to approve Official Plan amendments or Zoning By-law changes that better the community or fit within the vision of the (Your Municipality) Official Plan; and*

*Whereas it is also within the legislative purview of Municipal Council to deny Official Plan amendments or Zoning By-law changes that do not better the community or do not fit within the vision of the (Your Municipality) Official Plan; and*

*Whereas municipal planning decisions may be appealed to the Ontario Land Tribunal (OLT; formerly the Ontario Municipal Board or “OMB”), an unelected, appointed body that is not accountable to the residents of (Your Municipality); and*

*Whereas the OLT has the authority to make a final decision on planning matters based on a “best planning outcome” and not whether the proposed development is in compliance with municipal Official Plans and Provincial Planning Policy; and*

*Whereas all decisions—save planning decisions—made by Municipal Council are only subject to appeal by judicial review and such appeals are limited to questions of law and or process; and*

*Whereas Ontario is the only province in Canada that empowers a separate adjudicative tribunal to review and overrule local decisions applying provincially approved plans; and*

*Whereas towns and cities across this Province are repeatedly forced to spend millions of dollars defending Official Plans that have already been approved by the province in expensive, time consuming and ultimately futile OLT hearings; and*

*Whereas lengthy, costly OLT hearings act as a barrier to the development of attainable housing;*

- 1. Now Therefore Be It Hereby Resolved That (Your Municipality) requests the Government of Ontario to dissolve the OLT immediately thereby eliminating one of the most significant sources of red tape delaying the development of more attainable housing in Ontario; and*
- 2. Be It Further Resolved That a copy of this Motion be sent to the Honourable Doug Ford, Premier of Ontario, the Minister of Municipal Affairs and Housing, the Leader of the Opposition, the Leaders of the Liberal and Green Party, all MPPs in the Province of Ontario; the Large Urban Mayors' Caucus of Ontario, the Small Urban GTHA Mayors and Regional Chairs of Ontario; and*
- 3. Be It Further Resolved That a copy of this Motion be sent to the Association of Municipalities of Ontario (AMO) and all Ontario municipalities for their consideration.*

Regards,

Tom Mrakas

Mayor Town of Aurora

416-543-1624

Whereas Municipalities across this province collectively spend millions of dollars of taxpayer money and municipal resources developing Official Plans that meet current Provincial Planning Policy; and

Whereas an Official Plan is developed through months of public consultation to ensure, “that future planning and development will meet the specific needs of (our) community”; and

Whereas our Official Plan includes zoning provisions that encourage development of the “missing middle” or “gentle density” to meet the need for attainable housing in our community; and

Whereas our Official Plan is ultimately approved by the province; and

Whereas it is within the legislative purview of Municipal Council to approve Official Plan amendments or Zoning By-law changes that better the community or fit within the vision of (Your Municipality) Official Plan; and

Whereas it is also within the legislative purview of Municipal Council to deny Official Plan amendments or Zoning By-law changes that do not better the community or do not fit within the vision of the (Your Municipality) Official Plan; and

Whereas municipal planning decisions may be appealed to the Ontario Land Tribunal (OLT; formerly the Ontario Municipal Board or “OMB”), an unelected, appointed body that is not accountable to the residents of (Your Municipality); and

Whereas the OLT has the authority to make a final decision on planning matters based on a “best planning outcome” and not whether the proposed development is in compliance with municipal Official Plans and Provincial Planning Policy; and

Whereas all decisions—save planning decisions—made by Municipal Council are only subject to appeal by judicial review and such appeals are limited to questions of law and or process; and

Whereas Ontario is the only province in Canada that empowers a separate adjudicative tribunal to review and overrule local decisions applying provincially approved plans; and

Whereas towns and cities across this Province are repeatedly forced to spend millions of dollars defending Official Plans that have already been approved by the province in expensive, time consuming and ultimately futile OLT hearings; and

Whereas lengthy, costly OLT hearings act as a barrier to the development of attainable housing;

1. Now Therefore Be It Hereby Resolved That (Your Municipality) requests the Government of Ontario to dissolve the OLT immediately thereby eliminating one of the most significant sources of red tape delaying the development of more attainable housing in Ontario; and
2. Be It Further Resolved That a copy of this Motion be sent to the Honourable Doug Ford, Premier of Ontario, the Minister of Municipal Affairs and Housing, the Leader of the Opposition, the Leaders of the Liberal and Green Party, all MPPs in the Province of Ontario; the Large Urban Mayors’ Caucus of Ontario, the Small Urban GTHA Mayors and Regional Chairs of Ontario; and
3. Be It Further Resolved That a copy of this Motion be sent to the Association of Municipalities of Ontario (AMO) and all Ontario municipalities for their consideration.



**Confidentiality Note:** The information contained in this communication is confidential and is intended only for the use of the individual or entity to whom it is addressed. The contents of this communication may be subject to legal privilege, and all rights of that privilege are expressly claimed and not waived. This communication may also contain information exempt from disclosure under the *Municipal Freedom of Information and Protection of Privacy Act*. Any distribution, use or copying of this communication, or the information it contains, by anyone including the intended recipient, is unauthorized unless consent is received. If you have received this communication in error, please notify me immediately and destroy the communication without making a copy. Thank you.

**Solicitor General**

Office of the Solicitor General

25 Grosvenor Street, 18<sup>th</sup> Floor  
Toronto ON M7A 1Y6  
Tel: 416 326-5000  
Toll Free: 1-866-517-0571  
SOLGEN.Correspondence@ontario.ca

**Solliciteur général**

Bureau du solliciteur général

25, rue Grosvenor, 18<sup>e</sup> étage  
Toronto ON M7A 1Y6  
Tél. : 416 326-5000  
Sans frais : 1-866-517-0571  
SOLGEN.Correspondence@ontario.ca



Ontario

132-2022-265

**By email**

January 21, 2022

Dear Chief Administrative Officer/Municipal Clerk:

The Ministry of the Solicitor General is committed to keeping communities across Ontario safe, supported and protected.

In fall 2020, the ministry hired an independent consultant, Goss Gilroy Inc., to conduct a review of court security and prisoner transportation in Ontario, including the design of the Court Security and Prisoner Transportation (CSPT) Transfer Payment (TP) Program. Under the CSPT TP Program, the ministry provides funding to municipalities to assist them in offsetting costs associated with both court security and prisoner transportation.

The review is part of the ministry's ongoing work to leverage technology and improve public safety to build a more responsive and efficient justice system across the province. This includes initiatives such as the Criminal Justice Digital Design (CJDD) and the Criminal Justice Video Strategy (CJVS). CJDD is modernizing the criminal justice sector by digitizing criminal case records and connecting IT systems to ensure data flows seamlessly from police, prosecution, courts and corrections and is readily available to the right people at the right time for decision-making. In addition, CJVS is designed to increase the use of video technology for most types of in-custody court appearances. This reduces the need to transport accused between correctional institutions and courthouses and in turn, improves safety and overall system efficiencies.

Municipalities, police services and other justice sector partners were engaged during the review of court security and prisoner transportation. This review is now complete and in turn, the ministry would like to share the enclosed high-level summary and full report (enclosed). We appreciate the time and effort provided by individuals and organizations during the review process. As a result, valuable feedback on how we can strengthen best practices, as well as explore ways to improve the delivery of court security and prisoner transportation was obtained.



The ministry is taking a phased approach in response to the program review to ensure a pathway for future planning and continuous improvement predicated on good evidence that addresses gaps in the program review. It is important to note that there will be no changes to the overall funding envelope of the CSPT TP Program, subject to the regular fiscal process.

Public safety is a top priority for our government and providing our frontline police and their municipal partners with the tools, resources and financial supports they need to protect our communities is critical to this endeavor.

We look forward to continuing to work closely with you and other municipal and justice sector partners on court security and prisoner transportation and on other shared public safety priorities.

If you have any questions or concerns regarding the CSPT program review or if you would like a French version of the full report, please contact Michelina Longo, Director, External Relations Branch at [Michelina.Longo@ontario.ca](mailto:Michelina.Longo@ontario.ca).

Sincerely,

A handwritten signature in black ink, appearing to read 'Sylvia Jones', with a stylized, cursive script.







Sylvia Jones  
Solicitor General

Enclosures (2)

## A High-Level Summary of the Court Security and Prisoner Transportation Program Review

### Engagement Approach

A range of consultation activities led by Goss Gilroy Inc., detailed below, took place between fall 2020 and spring 2021. Over 200 individuals participated.

	Interviews with a range of court security and prisoner transportation stakeholders were conducted. The interviews had a dual purpose: 1) scope the exercise and understand what stakeholders wanted to see addressed as part of the review, and 2) collect information to respond to the review's questions about how to improve service delivery.	 31 Interviews
	A survey was administered to all municipal police services (71 per cent response rate) and a survey of Ontario Provincial Police (OPP) detachments (86 per cent response rate) to collect information on the way court security and prisoner transportation is delivered and to obtain input. An online feedback form was also made available to all municipal chief administrative officers and chairs of Ontario police service Boards.	 144 Responses
	Input received from stakeholders through the survey and through online forms was applied to guide a series of focus groups with representatives from a representative cross-section of municipal police services, OPP detachments, First Nation police services, and Police Associations.	 43 Participants

## What We Heard: A Snapshot

### Funding Model

- Generally, participants are concerned about the fairness and effectiveness of the current funding model for court security and prisoner transportation. Those with courts located in their jurisdictions bear the full net cost of court security, including overtime outlays, as well, the retrospective nature of the grant does not reflect real-time expenditures.
- First Nations police services in Ontario expressed concern that they are not eligible for funding under the CSPT TP and therefore are assuming these expenses.



### Prisoner Transportation

- The expanded use of virtual court appearances, accelerated by the pandemic, should be maintained where feasible, but infrastructure limitations and impacts on human resources must be addressed.
- Special Constables are appropriate resources for conducting prisoner transportation and court security, but not all police services leverage these positions.
- The OPP Offender Transportation Unit is generally seen as an effective model; however, there are exclusions that cause some jurisdictions to have to expend additional resources to meet all prisoner transportation needs.
- The interface with correctional institutions is key in terms of achieving efficient prisoner transportation. Scheduling and the coordination of prisoner pick-up and drop-off at some correctional institutions and courts could be improved—technology solutions should be explored.



### Court Security

- While courthouse facility improvements have enhanced security in some locations, outstanding facility issues have not all been addressed in other locations.
- Some concerns about contracting for court security functions exist; however, some jurisdictions demonstrated success in contracting courthouse screening activities.
- Unique challenges for Northern Ontario and remote locations cause disruption to front-line policing services when officers are redeployed to court security or prisoner transportation activities due to geography and resource gaps.
- Conflicts were identified between courthouse stakeholders' requests for additional security and constrained police budgets that cannot accommodate increased expenditures.



**MINUTES**  
**COMMUNITY POLICING ADVISORY COMMITTEE MEETING**  
**Wednesday 12 January 2022**  
**ZOOM TELECONFERENCE VIA INTERNET**  
**7:00 P.M.**

---

**PRESENT:** Insp. Megan MORIARITY - OPP  
Al BOYD - NEMI  
John TURNER – Gordon / Barrie Island  
Bryan BARKER– Billings  
Dave MCDOWELL – Assiginack  
Steve SHAFFER – Central Manitoulin  
Rick GORDON – Tehkummah  
Wayne BAILEY - Burpee/Mills

**REGRETS:** Jack CLARK – Gore Bay

**GUEST:** Constable Tessa KASCH – Community Services Officer - OPP

**PUBLIC:** Tom SASVARI – Manitoulin Expositor

**Minutes Taken by** Allan Boyd

**CALL MEETING TO ORDER**

Al BOYD, chairperson called meeting to order at 7:03 p.m. He thanked everyone for attending on Zoom conference as with Covid-19 and since numbers have increased for 2022 this format will remain. Al BOYD advised he would take the minutes.

**ADOPTION OF AGENDA**

Al BOYD asked if any changes to the agenda or additions for this meeting. A few minor items to the agenda Cst. Tessa KASCH is added to include Project Life Saver. Al BOYD asked for motion to accept the changes of the agenda as circulated.

**Moved by Dave MCDOWELL and seconded by Bryan BARKER that the agenda be adopted.**  
**CARRIED.**

**ADOPTION OF MINUTES**

Al BOYD asked if everyone received the minutes of the last meeting 10 Nov 21 and if there are any additions. Hearing nothing further Al BOYD asked for motion to move the minutes.

**Moved by Rick GORDON and seconded by John TURNER that the agenda be adopted.**  
**CARRIED.**

## **BUSINESS ARISING FROM LAST MEETING**

### **INTRODUCTIONS:**

Al BOYD started the meeting by welcoming all members to another Zoom meeting. With the recent start of 2022 and situations with COVID not improving CPAC meetings will take place via Zoom. Al BOYD welcomed back to our guest this meeting Constable Tessa KASCH newly appointed Community Services Officer also to Insp MORIARITY and all councilors, Tom SASVARI Manitoulin Expositor and wished everyone a Happy New Year.

Al Boyd welcomed back Cst. KASCH and that she was going to introduce a new program to CPAC members called Project Life Saver.

Constable Tessa KASCH  
Community Services Officer  
Manitoulin OPP  
(705)-368-2200  
tessa.kasch@opp.ca

## **BUSSINESS ARISING**

### **PROJECT LIFESAVER**

Constable KASCH introduced a new OPP program called Project Lifesaver which involves a tracking system where a person that is registered with the program wears a wrist band device that emits a FM radio frequency should someone go wandering off suffering from Alzheimer's or some type of dementia.

A PowerPoint presentation was shown explaining the program and what a benefit it is to search and rescue teams with the OPP. The OPP is looking for an organization to administer the program and the costs are from \$14000.00 to \$16000.00 and a cost of \$600.00 per wrist band. Suggestions to contact Victim Services or service clubs like Lion's, Rotary or Kiwanis etc.

Dave MCDOWELL suggested writing a letter to all our municipalities and members can explain it at council meetings.

Steve SHAFFER advised that the VON or nursing homes may take on this service.

Al BOYD advised he would bring it up at the next Victim Services Meeting.

Constable KASCH was thanked by all for your very informative presentation and great program that if implemented could reduce costing for searches to municipalities.

## **TRANSITION FROM CPAC TO POLICE SERVICES BOARD**

Al BOYD advised that there is no new information about the transition waiting to hear back from the government and will advise the group if any information comes forward. He will be attending the ROMA conference via zoom and will check there.

## **NEW BUSINESS**

OPP Detachment Commanders Comments:

Insp MORIARTY asked if anyone had any questions about the RMS reports, nothing heard.

The Inspector introduced Manitoulin E-ticketing Analysis report both in PDF format and Excel. This report is done with all e-ticketing interactions offenses with officers. It was explained that when an officer makes contact and stops a motorist the driver's licence is obtained it is scanned information recorded if an e-ticket is issued it is printed off in the police vehicle. The GPS coordinated are recorded and details of the stop. This is then recorded for the report which now can be printed off. For now, this report will be available every 6 months

The Inspector advised that those 2 new recruits have arrived one for Manitoulin and one for Espanola area. 5 new recruits are just attending the police college now and will arrive in the spring May, June time 2 more for Manitoulin and 3 more for Espanola North shore.

## **ROUND TABLE**

**AL BOYD – NEMI** - Nothing to report all quiet.

**Rick GORDON - Tehkummah** – All quiet nothing to report.

**Wayne BAILEY – Burpee/Mills** – Issue with some young people still causing issues. There was an incident that dogs were running wild however MNR CO looked after it. Noticed a few complaints of gas thefts with increased prices for gas.

**Bryan BARKER – Billings** – Nothing to report all quiet.

**Dave MCDOWELL – Assiginack** – All is quiet in his municipality.

**John TURNER – Gordon/Barrie Island** – Nothing to report all quiet.

**Jack CLARK - Gore Bay** – Unable to attend this month

**Steve SHAFFER – Central Manitoulin** – All quiet for Central Manitoulin was concerned with the justice system and not the police. Their neighbourhood watch was concerned with the catch and release system. Other than that, no concerns.

**MEETING AJOURNED**

Meeting was adjourned at 8:15 pm

**Moved by Wayne BAILEY and Bryan BARKER**  
**Carried**

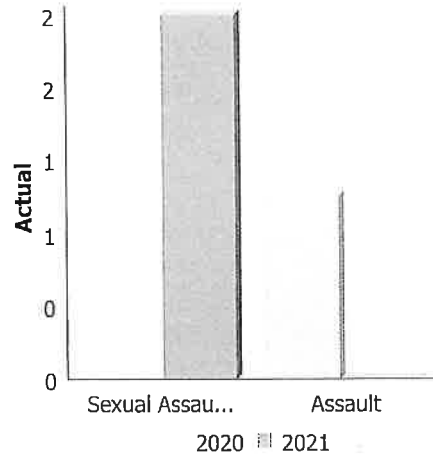
**DATE and TIME OF NEXT MEETING.**

Wednesday March 09, 2022 – 7 p.m., on Zoom Conference.

**Police Services Board Report for Northeastern Manitoulin and the Islands**  
**Records Management System**  
**November - 2021**

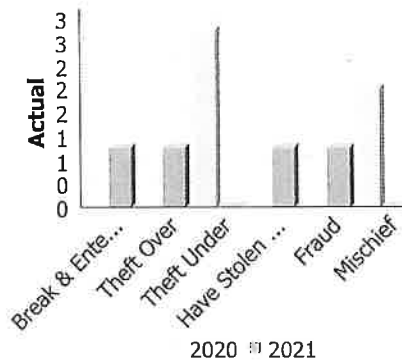
**Violent Crime**

Actual	November			Year to Date - November		
	2020	2021	% Change	2020	2021	% Change
Murder	0	0	--	0	0	--
Other Offences Causing Death	0	0	--	0	0	--
Attempted Murder	0	0	--	0	0	--
Sexual Assault	0	2	--	1	4	300.0%
Assault	1	0	-100.0%	13	18	38.5%
Abduction	0	0	--	0	0	--
Robbery	0	0	--	0	1	--
Other Crimes Against a Person	0	0	--	6	6	0.0%
<b>Total</b>	<b>1</b>	<b>2</b>	<b>100.0%</b>	<b>20</b>	<b>29</b>	<b>45.0%</b>



**Property Crime**

Actual	November			Year to Date - November		
	2020	2021	% Change	2020	2021	% Change
Arson	0	0	--	0	0	--
Break & Enter	0	1	--	2	4	100.0%
Theft Over	0	1	--	1	4	300.0%
Theft Under	3	0	-100.0%	9	14	55.6%
Have Stolen Goods	0	1	--	0	1	--
Fraud	0	1	--	8	13	62.5%
Mischief	2	0	-100.0%	14	17	21.4%
<b>Total</b>	<b>5</b>	<b>4</b>	<b>-20.0%</b>	<b>34</b>	<b>53</b>	<b>55.9%</b>



**Drug Crime**

Actual	November			Year to Date - November		
	2020	2021	% Change	2020	2021	% Change
Possession	0	0	--	0	1	--
Trafficking	0	0	--	0	2	--
Importation and Production	0	0	--	0	0	--
<b>Total</b>	<b>0</b>	<b>0</b>	<b>--</b>	<b>0</b>	<b>3</b>	<b>--</b>



**Detachment:** 4H - MANITOULIN (Little Current)  
**Location code(s):** 4H00 - MANITOULIN (Little Current)  
**Area code(s):** 4048 - Northeastern Manitoulin & the Is

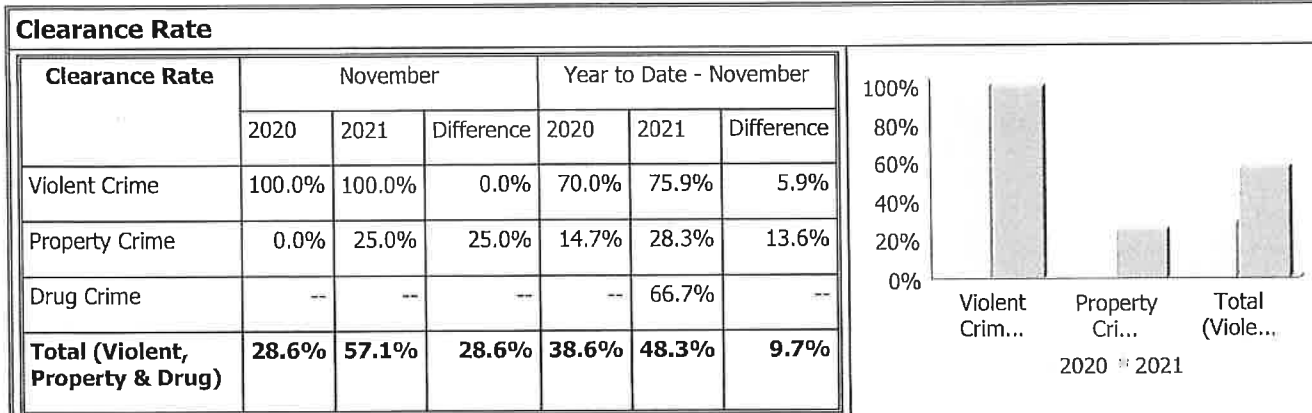
**Data source date:**  
 2022/01/01

**Report Generated by:**  
 Ferguson, Carol A.

**Report Generated on:**  
 Jan 7, 2022 2:13:33 PM  
 PP-CSC-Operational Planning-4300



**Police Services Board Report for Northeastern Manitoulin and the Islands**  
**Records Management System**  
**November - 2021**



Data contained within this report is dynamic in nature and numbers will change over time as the Ontario Provincial Police continue to investigate and solve crime.

**Data Utilized**

- Major Crimes
- Niche RMS All Offence Level Business Intelligence Cube

**Detachment:** 4H - MANITOULIN (Little Current)  
**Location code(s):** 4H00 - MANITOULIN (Little Current)  
**Area code(s):** 4048 - Northeastern Manitoulin & the Is  
**Data source date:** 2022/01/01

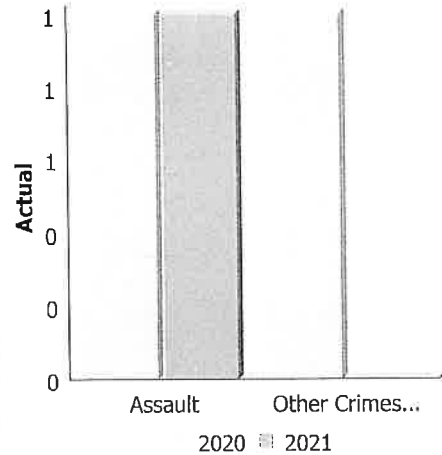
**Report Generated by:**  
 Ferguson, Carol A.

**Report Generated on:**  
 Jan 7, 2022 2:13:33 PM  
 PP-CSC-Operational Planning-4300

**Police Services Board Report for Northeastern Manitoulin and the Islands**  
**Records Management System**  
**December - 2021**

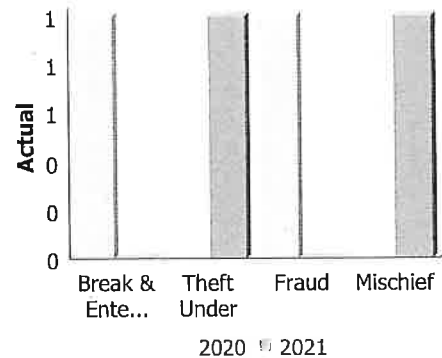
**Violent Crime**

Actual	December			Year to Date - December		
	2020	2021	% Change	2020	2021	% Change
Murder	0	0	--	0	0	--
Other Offences Causing Death	0	0	--	0	0	--
Attempted Murder	0	0	--	0	0	--
Sexual Assault	0	0	--	1	4	300.0%
Assault	1	1	0.0%	14	19	35.7%
Abduction	0	0	--	0	0	--
Robbery	0	0	--	0	1	--
Other Crimes Against a Person	1	0	-100.0%	7	6	-14.3%
<b>Total</b>	<b>2</b>	<b>1</b>	<b>-50.0%</b>	<b>22</b>	<b>30</b>	<b>36.4%</b>



**Property Crime**

Actual	December			Year to Date - December		
	2020	2021	% Change	2020	2021	% Change
Arson	0	0	--	0	0	--
Break & Enter	1	0	-100.0%	3	4	33.3%
Theft Over	0	0	--	1	4	300.0%
Theft Under	0	1	--	9	15	66.7%
Have Stolen Goods	0	0	--	0	1	--
Fraud	1	0	-100.0%	9	13	44.4%
Mischief	0	1	--	14	18	28.6%
<b>Total</b>	<b>2</b>	<b>2</b>	<b>0.0%</b>	<b>36</b>	<b>55</b>	<b>52.8%</b>



**Drug Crime**

Actual	December			Year to Date - December		
	2020	2021	% Change	2020	2021	% Change
Possession	0	0	--	0	1	--
Trafficking	0	0	--	0	2	--
Importation and Production	0	0	--	0	0	--
<b>Total</b>	<b>0</b>	<b>0</b>	<b>--</b>	<b>0</b>	<b>3</b>	<b>--</b>



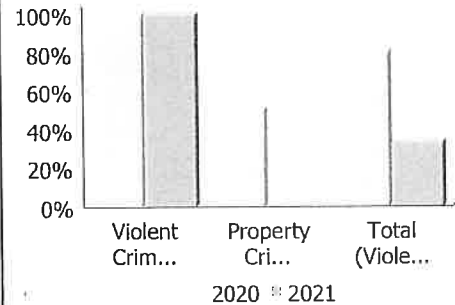
**Detachment:** 4H - MANITOULIN (Little Current)  
**Location code(s):** 4H00 - MANITOULIN (Little Current)  
**Area code(s):** 4048 - Northeastern Manitoulin & the Is  
**Data source date:** 2022/01/01  
**Report Generated by:** Ferguson, Carol A.

**Report Generated on:**  
 Jan 7, 2022 2:14:49 PM  
 PP-CSC-Operational Planning-4300

**Police Services Board Report for Northeastern Manitoulin and the Islands**  
**Records Management System**  
**December - 2021**

**Clearance Rate**

Clearance Rate	December			Year to Date - December		
	2020	2021	Difference	2020	2021	Difference
Violent Crime	100.0%	100.0%	0.0%	72.7%	76.7%	3.9%
Property Crime	50.0%	0.0%	-50.0%	16.7%	27.3%	10.6%
Drug Crime	--	--	--	--	66.7%	--
<b>Total (Violent, Property &amp; Drug)</b>	<b>80.0%</b>	<b>33.3%</b>	<b>-46.7%</b>	<b>41.9%</b>	<b>47.8%</b>	<b>5.9%</b>



Data contained within this report is dynamic in nature and numbers will change over time as the Ontario Provincial Police continue to investigate and solve crime.

**Data Utilized**

- Major Crimes
- Niche RMS All Offence Level Business Intelligence Cube

**Detachment:** 4H - MANITOULIN (Little Current)  
**Location code(s):** 4H00 - MANITOULIN (Little Current)  
**Area code(s):** 4048 - Northeastern Manitoulin & the Is  
**Data source date:** 2022/01/01

**Report Generated by:**  
 Ferguson, Carol A.

**Report Generated on:**  
 Jan 7, 2022 2:14:49 PM  
 PP-CSC-Operational Planning-4300

## Manitoulin eTicket Analysis

### Executive Summary

At the request of the Manitoulin Detachment Administrative Clerk Carol Ferguson and Detachment Commander Insp. Megan Moriarty, this spreadsheet outlines analysis of eTicket occurrences in the Manitoulin OPP jurisdiction for the months of September and October 2021.

### Methodology

NicheRMS custom saved search EX\_074 – Traffic (8900 UCR extract) was utilized to query for all eTicket traffic occurrences from September 1<sup>st</sup> 2021 to October 31<sup>st</sup>, 2021. The extract was then filtered in Microsoft Excel to analyze only eTicket – Vehicle occurrences. This custom saved search was chosen as it provides a breakdown of eTickets by Municipality and provides information on if the eTicket was issued or given as a warning or cancelled. The following query was completed on November 1<sup>st</sup>, 2021 at 10:45 hrs with the following parameters:

Saved Search: EX\_074 – Traffic (8900 UCR extract)

Reported Time: 2021/09/01 00:00 – 2021/11/01 00:00

Duty Location: 4H\*

UCR 8900\*

Palantir was utilized to provide spatial information by mapping eTickets by Occurrence Address Location

### Dashboard Guide

Please use Dashboard #1 and Dashboard #2 for eTicket Analysis. When open, use the dashboard slicers for analysis. Each dataset is connected so as you filter by a specific category, the dataset will change for all categories.

To select more than one category select control (ctrl) and then select multiple categories (ex. Time from 08:00 - 10:00 hrs - Select Ctrl & 8, 9, & 10)  
If you want to return back to the start, ensure the slicer filter is cleared by clicking on the red filter X on the top right corner of each slicer.

#### Key Findings

Provides an overview of key findings from the dashboards for each Municipality/Township

#### Dashboard #1

- Dashboard #1 Includes analysis of the 300 eTicket Occurrences in Manitoulin (4H) from September 1<sup>st</sup>, 2021 to October 31<sup>st</sup>, 2021. The dashboard includes eTicket occurrences analyzed by month, time of day, day of week, municipality, and age of driver.

#### Dashboard #2

- Dashboard #2 Includes analysis of the 359 eTickets issued as Offence, Warning, or Cancelled in Manitoulin (4H) from the 300 eTicket Occurrences (some occurrences have multiple eTickets). Dashboard #2 includes a breakdown of eTicket offences by Municipality and outcome (Offence Issued/Warning/Cancelled).

#### eTicket by Location

- A map of the eTickets by occurrence address is provided to give spatial information.

## Manitoulin eTicket Analysis

### Key Findings

<b>Assiginack Township</b> eTicket Occurrences: 17 September: 9 October: 8 eTickets: 19 (12 issued, 7 warnings) Most common Day of Week: Sunday (6) Most common Age of Driver: N/A Most common eTicket Type: HTA 128 Speeding	<b>Camarvon Township</b> eTicket Occurrences: 14 September: 14 October: 0 eTickets: 19 (10 issued, 9 warnings) Most common Day of Week: Saturday (5) Most common Age of Driver: 50-59 Most common eTicket Type: HTA 128 Speeding	<b>McChigeeng First Nation</b> eTicket Occurrences: 4 September: 3 October: 1 eTickets: 4 (3 issued, 1 warning) Most common Day of Week: Wednesday (2) Most common Age of Driver: 20-29 Most common eTicket Type: HTA 128 Speeding	<b>Northeastern Manitoulin and the Islands</b> eTicket Occurrences: 86 September: 58 October: 28 eTickets: 104 (65 issued, 38 warnings, 1 cancelled) Most common Day of Week: N/A Most common Age of Driver: 20-29 Most common eTicket Type: HTA 128 Speeding
<b>Baldwin Township</b> eTicket Occurrences: 39 September: 23 October: 16 eTickets: 47 (34 issued, 13 warnings) Most common Day of Week: Sunday (14) Most common Age of Driver: 20-29 Most common eTicket Type: HTA 128 Speeding	<b>Curtin Township</b> eTicket Occurrences: 6 September: 1 October: 5 eTickets: 9 (5 issued, 4 warnings) Most common Day of Week: Saturday Most common Age of Driver: N/A Most common eTicket Type: N/A	<b>Mills Township</b> eTicket Occurrences: 1 September: 1 October: 0 eTickets: 1 (1 warning) Most common Day of Week: N/A Most common Age of Driver: N/A Most common eTicket Type: N/A	<b>Robinson Township</b> eTicket Occurrences: 1 September: 1 October: 0 eTickets: 1 (1 issued) Most common Day of Week: N/A Most common Age of Driver: N/A Most common eTicket Type: N/A
<b>Billings Township</b> eTicket Occurrences: 16 September: 14 October: 2 eTickets: 16 (10 issued, 5 warnings, 1 cancelled) Most common Day of Week: N/A Most common Age of Driver: 30-39 Most common eTicket Type: HTA 128 Speeding	<b>Espanola</b> eTicket Occurrences: 44 September: 32 October: 12 eTickets: 53 (30 issued, 22 warnings, 1 cancelled) Most common Day of Week: Wednesday Most common Age of Driver: 40-49 Most common eTicket Type: HTA 128 Speeding	<b>Mongowin Township</b> eTicket Occurrences: 3 September: 2 October: 1 eTickets: 4 (2 issued, 1 warning, 1 cancelled) Most common Day of Week: Tuesday Most common Age of Driver: 50-59 Most common eTicket Type: HTA 128 Speeding	<b>Sables-Spanish River Township</b> eTicket Occurrences: 30 September: 20 October: 10 eTickets: 36 (21 issued, 15 warnings) Most common Day of Week: Saturday (7) Most common Age of Driver: 20-29 Most common eTicket Type: HTA 128 Speeding
<b>Campbell Township</b> eTicket Occurrences: 2 September: 2 October: 0 eTickets: 2 Most common Day of Week: N/A Most common Age of Driver: N/A Most common eTicket Type: N/A	<b>Gordon Township</b> eTicket Occurrences: 3 September: 3 October: 0 eTickets: 3 (2 warnings, 1 issued) Most common Day of Week: N/A Most common Age of Driver: N/A Most common eTicket Type: HTA 128 Speeding	<b>Nairn-Hyman Township</b> eTicket Occurrences: 25 September: 15 October: 10 eTickets: 32 (17 issued, 15 warning) Most common Day of Week: Sunday (8) Most common Age of Driver: 50-59 Most common eTicket Type: HTA 128 Speeding	<b>Whitefish River First Nation</b> eTicket Occurrences: 9 September: 4 October: 5 eTickets: 9 (5 warnings, 4 issued) Most common Day of Week: Saturday (3) Most common Age of Driver: 30-39 Most common eTicket Type: HTA 128 Speeding

Dashboard #1

Analysis of eTicket Occurrences

Dashboard Slicer

Occurrence Type

eTicket - Vehicle

Month

September

Time (hr)

Age Range

16-19

Municipality

ASSIGINACK TWP

Day

Sunday

October

00

16-19

ASSIGINACK TWP

Sunday

01

20-29

BALDWIN TWP

Monday

02

30-39

BILLINGS TWP

Tuesday

03

40-49

CAMPBELL TWP

Wednesday

04

50-59

CARNAVON TWP

Thursday

05

60-69

CURTIN TWP

Friday

06

70-79

ESPANOLA

07

80-89

GORDON TWP

08

90+

M CHIGEENS FIRST NATION

09

MILLS TWP

10

11

12


13

14

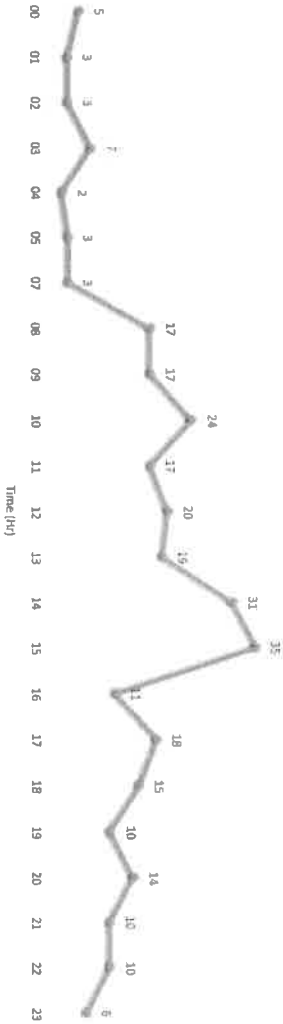
Count of eTicket Occurrences



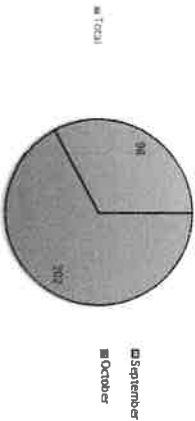
eTicket Occurrences by Day of Week




eTicket Occurrences by Time of Day



eTicket Occurrences by Month



Age of Driver Involved



Dashboard #2

Dashboard Slicer

Municipality

ASSIGNACK TWP

BALDWIN TWP

BILLINGS TWP

CAMPBELL TWP

CARNARVON TWP

CURTIN TWP

ESPANOLA

GORDON TWP

M CHIGEENG FIRST NATION

MILLS TWP

MONGOWIN TWP

NAIRN-HYMAN TWP

NORTHEASTERN MANITOULIN AND...

ROBINSON TWP

SABLES-SPANISH RIVERS TWP

WHITEFISH RIVER FIRST NATION

Outcome

Issued

Warning

Cancelled

eTicket Type and Count by Municipality

Warning HTA 128 SPEEDING

7

Offence notice HTAOrdReg 340/94 5(1) CLASS G1 LICENCE HOLDER -  
UNACCOMPANIED BY QUALIFIED DRIVER

4

Offence notice HTA 130(1) CARELESS DRIVING

4

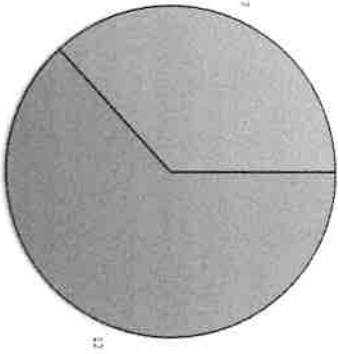
Offence notice HTA 128 SPEEDING

9

Offence notice CALA 3(1) FAIL TO SURRENDER INSURANCE CARD

1

eTicket Outcome



Issued

Warning

# eTicket Occurrences by Location





# Manitoulin eTicket Analysis

## Executive Summary

At the request of the Manitoulin Detachment Administrative Clerk Carol Ferguson and Detachment Commander Insp. Megan Moriarty, this spreadsheet outlines analysis of eTicket occurrences in the Manitoulin OPP jurisdiction for the months of September and October 2021.

## Methodology

NicheRMS custom saved search EX\_074 – Traffic (8900 UCR extract) was utilized to query for all eTicket traffic occurrences from September 1<sup>st</sup> 2021 to October 31<sup>st</sup>, 2021. The extract was then filtered in Microsoft Excel to analyze only eTicket – Vehicle occurrences. This custom saved search was chosen as it provides a breakdown of eTickets by Municipality and provides information on if the eTicket was issued or given as a warning or cancelled. The following query was completed on November 1<sup>st</sup>, 2021 at 10:45 hrs with the following parameters:

Saved Search: EX\_074 – Traffic (8900 UCR extract)  
Reported Time: 2021/09/01 00:00 – 2021/11/01 00:00  
Duty Location: 4H\*  
UCR 8900\*

Palantir was utilized to provide spatial information by mapping eTickets by Occurrence Address Location

## Dashboard Guide

Please use Dashboard #1 and Dashboard #2 for eTicket Analysis. When open, use the dashboard slicers for analysis. Each dataset is connected so as you filter by a specific category, the dataset will change for all categories.

To select more than one category select control (ctrl) and then select multiple categories (ex. Time from 08:00 - 10:00 hrs - Select Ctrl & 8, 9, & 10)

If you want to return back to the start, ensure the slicer filter is cleared by clicking on the red filter X on the top right corner of each slicer.

## Key Findings

Provides an overview of key findings from the dashboards for each Municipality/Township