

AGENDA
A meeting of the Council of the Corporation
of the Town of Northeastern Manitoulin and the Islands
to be held on Tuesday, March 5th, 2024
at 7:00pm

- 1. Call to Order**
- 2. Approval of Agenda**
- 3. Disclosure of Pecuniary Interest & General Nature Thereof**
- 4. Minutes of Previous Meeting**
 - i. Confirming By-Law 2024-06
- 5. Old Business**
 - i. Dr. Ann MacDonald - Recruitment
 - ii. Island Wide Waste Resource Committee
- 6. New Business**
 - i. Water and Wastewater budget
 - ii. By-law 2024-07 Water and Wastewater rates
 - iii. Sheguiandah Water Treatment Plant Annual Report
 - iv. Little Current Water Treatment Plant Annual Report
 - v. Shoreline Reserve, MNR – Greg Swain
 - vi. Request for support – MICA
 - vii. Request for renovations – Fitness Center
- 7. In Camera**
 - i. personal matters about an identifiable individual, including municipal or local employees
- 8. Adjournment**

**THE CORPORATION OF THE TOWN OF
NORTHEASTERN MANITOULIN AND THE ISLANDS**

BY-LAW NO. 2024-06

Being a by-law of the Corporation of the Town of Northeastern Manitoulin and the Islands to adopt the minutes of Council for the term commencing December 4, 2018 and authorizing the taking of any action authorized therein and thereby.

WHEREAS the Municipal Act, S.O. 2001, c. 25. s. 5 (3) requires a Municipal Council to exercise its powers by by-law, except where otherwise provided;

AND WHEREAS in many cases, action which is taken or authorized to be taken by a Council or a Committee of Council does not lend itself to an individual by-law;

NOW THEREFORE THE COUNCIL OF THE CORPORATION OF THE TOWN OF NORTHEASTERN MANITOULIN AND THE ISLANDS ENACTS AS FOLLOWS:

1. THAT the minutes of the meetings of the Council of the Corporation of the Town of Northeastern Manitoulin and the Islands for the term commencing November 15, 2022

February 19, 2024
February 21, 2024

are hereby adopted.

2. THAT the taking of any action authorized in or by the minutes mentioned in Section 1 hereof and the exercise of any powers by the Council or Committees by the said minutes are hereby ratified, authorized and confirmed.
3. THAT, where no individual by-law has been or is passed with respect to the taking of any action authorized in or by the minutes mentioned in Section 1 hereof or with respect to the exercise of any powers by the Council or Committees in the above-mentioned minutes, then this by-law shall be deemed for all purposes to be the by-law required for approving and authorizing the taking of any action authorized therein or thereby or required for the exercise of any power therein by the Council or Committees.
4. THAT the Mayor and proper Officers of the Corporation of the Town of Northeastern Manitoulin and the Islands are hereby authorized and directed to do all things necessary to give effect to the recommendations, motions, resolutions, reports, action and other decisions of the Council or Committees as evidenced by the above-mentioned minutes in Section 1 and the Mayor and Clerk are hereby authorized and directed to execute all necessary documents in the name of the Corporation of the Town of Northeastern Manitoulin and the Islands and to affix the seal of the Corporation thereto.

READ A FIRST, SECOND AND THIRD TIME AND FINALLY PASSED THIS
5th day of March, 2024.

Al MacNevin

Mayor

Pam Myers

Clerk

**The Corporation of the Town of Northeastern Manitoulin and the Islands
Minutes of a Regular Council meeting held Tuesday, February 19, 2024**

PRESENT: Mayor Al MacNevin, Councillors: Patti Aelick, Al Boyd, Laurie Cook, Mike Erskine, William Koehler, Dawn Orr, George Williamson, and Bruce Wood.

STAFF PRESENT: David Williamson, CAO
Pam Myers, Clerk

Mayor MacNevin called the meeting to order at 7:00 p.m.

Disclosure of pecuniary interest and the general nature thereof – none.

Resolution No. 33-02-2024

Moved by: A. Boyd

Seconded by: L. Cook

RESOLVED THAT the Council of the Corporation of the Town of Northeastern Manitoulin and the Islands approves agenda as presented.

Carried

Doctor Anne McDonald informed Council of an international program of trained physicians called “Practice Ready Ontario” that our hospital will be participating in. This program gives perspective Doctors the ability to practice under a supervised license with a 3 year return of service.

We have been lucky enough to have one potential Doctor choose our location for a site visit. Doctor McDonald stressed the need for and importance of having additional resources available for these potential Doctors to help with the move to our location. Further talks are to take place.

Resolution No. 34-02-2024

Moved by: P. Aelick

Seconded by: W. Koehler

RESOLVED THAT the Council of the Corporation of the Town of Northeastern Manitoulin and the Islands now reads a first, second and third time and finally passes By-law 2024-05. Being a by-law to adopt the minutes of Council for the term commencing November 15, 2022 and authorizing the taking of any action therein and thereby.

Carried

Resolution No. 35-02-2024

Moved by: L. Cook

Seconded by: M. Erskine

RESOLVED THAT the Council of the Corporation of the Town of Northeastern Manitoulin and the Islands accepts the resignation of Maureen Armstrong from the Library Board with regret.

Carried

Resolution No. 36-02-2024

Moved by: M. Erskine

Seconded by: G. Williamson

RESOLVED THAT the Council for the Corporation of the Town of Northeastern Manitoulin and the Islands supports the motion put forth by FONOM to request that the Provincial Government commit to do a comprehensive social and economical property review to promote the stability and sustainability of municipal finances across Ontario.

Carried

**The Corporation of the Town of Northeastern Manitoulin and the Islands
Minutes of Council**

Page 2

Resolution No. 37-02-2024

Moved by: P. Aelick

Seconded by: A. Boyd

RESOLVED THAT the Council for the Corporation of the Town of Northeastern Manitoulin and the Islands donates \$200 to the MSS Manitoulin Metal Robotics Team.

Carried

Resolution No. 38-02-2024

Moved by: D. Orr

Seconded by: L. Cook

RESOLVED THAT the Council of the Corporation of the Town of Northeastern Manitoulin and the Islands supports the resolution put forth by the County of Renfrew to advocate to the provincial and federal levels of government to make them aware that rural and small urban water and wastewater systems are financially unsustainable; and advocate to the Association of Municipalities of Ontario (AMO), the Rural Ontario Municipalities Association (ROMA) and the Federation of Canadian Municipalities (FCM) to examine of the unaffordability of water and wastewater system operational costs is systemic provincially and nationally.

Carried

Resolution No. 39-02-2024

Moved by: B. Wood

Seconded by: G. Williamson

RESOLVED THAT the Council of the Corporation of the Town of Northeastern Manitoulin and the Islands does now adjourn at 7:53 pm.

Carried

Al MacNevin, Mayor

Pam Myers, Clerk

The Corporation of the Town of Northeastern Manitoulin and the Islands
Minutes of a meeting of Council held Thursday, February 22, 2024
Via Zoom at 7:00p.m.

PRESENT: Mayor Al MacNevin, Councillors: Patti Aelick, Al Boyd, Laurie Cook, Mike Erskine, Dawn Orr, George Williamson, William Koehler, Bruce Wood

STAFF PRESENT: David Williamson, CAO
Pam Myers, Clerk
Wayne Williamson
Lisa Hallaert

Mayor MacNevin called the meeting to order at 7:00 p.m.

Resolution No.40-02-2024

Moved by: W. Koehler

Seconded by: B. Wood

RESOLVED THAT the Council of the Corporation of the Town of Northeastern Manitoulin and the Islands approves the agenda as presented.

Carried

Vince Grogan and two committee members of the Island Wide Waste Resource Committee presented some of their ideas for developing a waste management plan for the Manitoulin Island. Some of their ideas included textile collection boxes & battery return boxes as well as other diversion ideas that are in the infancy stages. They are also looking for funding in the amount of \$5.00 per resident and hiring a Committee Coordination to seek funding opportunities and do administrative functions.

Resolution No. 41-02-2024

Moved by: W. Koehler

Seconded by: G. Williamson

RESOLVED THAT the Council for the Corporation of the Town of Northeastern Manitoulin and the Islands donates \$200 to the Little Current Fish and Game Club.

Carried

Resolution No. 42-02-2024

Moved by: M. Erskine

Seconded by: G. Williamson

RESOLVED THAT the Council for the Corporation of the Town of Northeastern Manitoulin and the Islands approves the site plan submitted by Blair Hagman with the following conditions

1. The consolidation of the three properties is completed
2. The MTO entrance permit is held in the name of the property owner
3. That all conditions of the MTO are fulfilled
4. That all drainage requirements included in the Holla report dated November 21, 2023 are met.

Carried

Resolution No.43-02-2024

Moved by: M. Erskine

Seconded by: G. Williamson

It resolved that the Council for the Town of Northeastern Manitoulin and the Islands approves the request put forth by Stever Narozanski under the conditions put forth by the MNR and MOE.

Carried

Resolution No. 44-02-2024

Moved by: P. Aelick

Seconded by: G. Williamson

RESOLVED THAT the Council for the Corporation of the Town of Northeastern Manitoulin and the Islands has no comment or concern in regard to file number, B01-24, B02-24, B03-24, B04-24, application for consent as provided by the Manitoulin Planning Board.

Carried

**The Corporation of the Town of Northeastern Manitoulin and the Islands
Minutes of Council**

Page 2

Resolution No. 45-02-2024

Moved by: L. Cook

Seconded by: B. Koehler

RESOLVED THAT the Council for the Corporation of the Town of Northeastern Manitoulin and the Islands supports the resolution of the Municipality of Wawa, requesting the government revisit the requirements for fire truck replacement.

Carried

Resolution No. 46-02-2024

Moved by: A. Boyd

Seconded by: D.Orr

RESOLVED THAT the Administration and Finance Committee does now adjourn at 7:47 pm.

Carried

Al MacNevin Mayor

Pam Myers Clerk

Presentation to NEMI Council by DR. Anne McDonald

February 20th,2024

General Nature of discussion

- **A new program called” Practice Ready Ontario” for internationally trained physicians to practice under a supervised license with a 3- year return of service commitment for communities such as Little Current.**
- **A potential candidate is coming for a site visit this month and possibly participating in a twelve -week assessment in Little Current following that.**
- **Little Current doctor workload and upcoming retirements along with existing physician shortage.**
- **Need to mobilize community support for future candidates visits and to support recruitment and retention of physicians.**
- **Challenges like finding available housing, chidcare/education,recreation,cultural,religious, spousal employment, pet care, etc,**
- **Can NEMI help to find champions willing to work on these issues?**

Good day Mayor and Council

Our committee has requested an opportunity to present our proposal with the sole mission of bringing all of our Island in on finding sustainable cost-effective environmental solutions to our waste and recycling problem.

In a show of good faith, we would like to introduce two initiative's that are cost free to communities and will divert both hazardous and non-hazardous products from our landfill sites and transfer stations.

1) Call2Recycle.

These people offer boxes for your neighbours to use to deposit their dead batteries.

Call2Recycle will provide the box's as well as look after all transportation to their facility in Southern Ontario with NO COST to any community.

2) Sic Sox Circular.

The IWWRC is very proud to announce a partnership with these folks whose mission is to divert textiles, clothing, bedding and other material products for our landfill and transfer stations. We have made a commitment for 7 receptacles to be strategically placed through-out our island to reduce the travel necessary for your neighbours to take full advantage of making the right choice easily.

Please reach out to our committee for any other information, or if your community wishes to participate in either initiative, please let us know. We have to coordinate with our partners to make sure we are not duplicating or complicating their logistics and strategically placing receptacles to allow all to benefit from these great solutions.

This is just a taste of what our committee is hoping to bring to you folks with our sole mission to be cost-effective environmental solutions to protect our precious Island., and reduce "OUR" carbon footprint.

Thank you for your attention.

Sincerely

The IWWRC

Vince Grogan

Chair of the Island Wide Waste Resource Committee

vgrogan@billingstwp.ca

519-277-0482

TOWN OF NORTHEASTERN MANITOULIN THE ISLANDS

Feb 6, 2024
Version 1

2024 LC WATER PROPOSED BUDGET

			APPROVED BUDGET 2023	ACTUAL 2023	PROPOSED BUDGET 2024	
Account	Description	Pre-Audit				
LC Water - Operating			to Dec31, 2023			
1	00-04-125-024-4376	Transf Fr Rsrves - L C Water		0.00		
2	00-04-125-024-4379	Transf Fr Rsrves - Hwy 540 Water		0.00		
3	00-04-125-024-4380	Transf Fr Rsrves - Hwy 6 Water		0.00		
4	00-04-125-029-6728	LC Wtr System Rpr Tansf to Reserve	114,543.15	0.00	170,742.79	
5	00-04-125-029-6730	Hwy 6 Wtr System Rpr Transf to Reserve		0.00		
6	00-04-125-029-6731	Hwy 540 Wtr System Rpr Transf to Reserve		0.00		
7	00-04-125-212-6110	LC Water Mains Wages	10,000.00	6,645.35		
8	00-04-125-212-6161	LC Water Mains MERC	1,200.00	876.51		
9	00-04-125-212-6165	LC Water Mains Group Life	1,200.00	640.43		
10	00-04-125-212-6168	LC Water Mains OMERS	1,000.00	588.80		
11	00-04-125-212-6320	LC Water Mains Bad Debts written off		0.00		
12	00-04-125-212-6349	LC Water Mains - Contracted Servces	20,000.00	16,093.47	20,000.00	
13	00-04-125-212-6351	LC Water Mains - Other Services	12,000.00	2,842.97	12,000.00	
14	00-04-125-212-6411	LC Water Mains Insurance	5,000.00	4,735.09	6,000.00	
15	00-04-125-212-6418	LC Water Mains Lab/Testing Fees		0.00		
16	00-04-125-212-6429	LC Water Mains Material Parts	16,000.00	113,521.86	25,000.00	
17	00-04-125-213-6110	LC WTP Wages	4,000.00	0.00	4,000.00	
18	00-04-125-213-6161	LC WTP MERC	800.00	0.00		
19	00-04-125-213-6165	LC WTP Grp Life	400.00	0.00		
20	00-04-125-213-6168	LC WTP OMERS	800.00	0.00		
21	00-04-125-213-6303	LC WTP Advertising		0.00		
22	00-04-125-213-6336	LC WTP Chemicals		0.00		
23	00-04-125-213-6349	LC WTP Contracted Services	180,000.00	186,794.86	180,000.00	
24	00-04-125-213-6351	LC WTP Other Services	15,000.00	0.00	15,000.00	
25	00-04-125-213-6360	LC WTP Dyed Diesel		0.00		
26	00-04-125-213-6405	LC WTP Utilities	75,000.00	59,733.33	75,000.00	
27	00-04-125-213-6407	LC WTP Telephone	4,500.00	3,969.80	4,500.00	
28	00-04-125-213-6411	LC WTP Insurance	6,100.00	5,498.98	6,500.00	
29	00-04-125-213-6418	LC WTP Lab Testing Fees	4,500.00	0.00	4,500.00	
30	00-04-125-213-6426	LC WTP Permits, Licensing & Fees	2,000.00	0.00	2,000.00	
31	00-04-125-213-6429	LC WTP Materials	30,000.00	3,374.11	30,000.00	
32	00-04-125-213-6459	LC WTP Courier Charges		0.00		
33	00-04-125-213-6468	LC WTP Grant In Lieu	20,000.00	19,396.52	20,000.00	
34	00-04-125-213-6474	LC WTP Building Maintenance & Repairs	10,000.00	488.10	10,000.00	
35	00-04-125-213-6479	LC WTP Safety Wear		57.34		
36	00-04-125-213-6516	LC WTP Travel		0.00		
37	00-04-125-214-6995	LC Water Util Billing & Collecting	4,800.00	0.00	4,800.00	
38	00-04-125-215-6110	LC Hydrants Mtce Wages	3,000.00	0.00		
39	00-04-125-215-6161	LC Hydrants Mtce MERC	360.00	0.00		
40	00-04-125-215-6165	LC Hydrants Mtce Group Life	360.00	0.00		
41	00-04-125-215-6166	LC Hydrants Mtce RRSP		0.00		
42	00-04-125-215-6168	LC Hydrants Mtce OMERS		0.00		
43	00-04-125-215-6429	LC Hydrants Mtce Parts	10,000.00	0.00	10,000.00	

TOWN OF NORTHEASTERN MANITOULIN THE ISLANDS

Feb 6, 2024

Version 1

2024 LC WATER PROPOSED BUDGET

			APPROVED BUDGET 2023	ACTUAL 2023	PROPOSED BUDGET 2024
Account	Description	Pre-Audit			
44	00-04-125-217-6110	LC Water Meters Mtce - Wages		463.05	
45	00-04-125-217-6161	LC Water Meters Mtce MERC		58.45	
46	00-04-125-217-6165	LC Water Meters Group Life		43.64	
47	00-04-125-217-6168	LC Water Meters OMERS		39.98	
48	00-04-125-217-6429	LC Water Meters Mtce - Materials	12,000.00	23,429.17	12,000.00
49	00-04-125-218-6110	LC Water Meter Reading - Wages	3,000.00	2,733.15	3,000.00
50	00-04-125-218-6161	LC Water Meter Reading - MERC	360.00	347.73	
51	00-04-125-218-6165	LC Water Meter Reading - Group Life	360.00	247.52	
52	00-04-125-218-6168	LC Water Meter Reading - OMERS	300.00	228.18	
53	00-04-125-218-6429	LC Water Meter Reading - Materials	3,000.00	5,200.61	6,000.00
54	00-04-125-428-4270	LC Water Interest on Connection Charges		0.00	
55	00-04-125-428-4279	LC Water - OSWAP Assistance		0.00	
56	00-04-125-428-4292	LC Water - Metered	-558,083.15	-522,997.13	-599,042.79
57	00-04-125-428-4304	LC Water - Other Revenue	-4,500.00	-6,807.55	-5,000.00
58	00-04-125-428-4307	LC Water User Charges		0.00	
59	00-04-125-428-4328	LC Water Other Water Syst Revenue	-4,000.00	-12,682.78	-12,000.00
60	00-04-125-428-4341	LC Water - External Sales	-5,000.00	-6,459.60	-5,000.00
61	00-04-125-428-6415	Internal Interest - LC Water		0.00	
		TOTAL OPERATIONS SURPLUS (- Deficit)	0.00	90,898.06	0.00
	LC Water - Capital				
62	00-24-125-024-4376	Trnsf frm LC Wtr Rsrves for Capital Projects	-488,260.00	-17,726.96	-20,300.00
63	00-24-125-024-4377	Trnsf frm Rsrves for Water Quality Stud		0.00	
64	00-24-125-029-6728	Trnsf to Rsrves from Capital - LC Water		0.00	
65	00-24-125-212-4279	Water Main Replacement Funding		0.00	
66	00-24-125-212-4310	Water Main Replacement - Loan Proceeds		0.00	
67	00-24-125-212-6429	LC Watermain Capital		0.00	
68	00-24-125-218-6429	Air eductor vacuum priming system/Replace turbidity units (2)	29,110.00	17,726.96	
69	00-24-125-219-6429	Generator transfer switch		0.00	
70	00-24-125-214-6429	Replace watermain line in alley	300,000.00	0.00	
71	00-24-125-215-6429	Alarm Dialer	4,000.00	0.00	
72	00-24-125-220-6429	Replace electrical actuator process on valves	9,750.00	0.00	9,750.00
73	00-24-125-211-6429	Zebra Mussel feed pump/Replace Mussel Sodium Feed pump	2,750.00	0.00	2,750.00
74	00-24-125-213-6429	Enomer Assessment	100,000.00	0.00	
75	00-24-125-216-6429	Clearwell Inspection		0.00	4,500.00
76	00-24-125-217-6429	Fencing / Replace High Lift Pump	6,000.00	0.00	
77	00-24-125-260-6429	Replace backpulse tank	22,000.00	0.00	
81	00-24-125-261-6429	LC WATER SCADA Upgrade	2,100.00	0.00	2,100.00
83	00-24-125-262-6429	LC WATER Sump Pumps	9,750.00	0.00	
84	00-24-125-265-6429	LC WATER DWQUIS Audit	2,800.00	0.00	1,200.00
		TOTAL CAPITAL EXPENSES	0.00	0.00	0.00
		NET OPER & CAP LC WATER (Surplus / - Deficit)	\$0.00	\$90,898.06	\$0.00

Notes:

LC WATER - 2024 CAPITAL PROJECTS

Project	Number	Name/Description	Amount	G/L Account
1.	OCWA <i>LCW-24-001</i>	<u>Replace</u> electrical actuator process on valves	9,750	00-24-125-220-6429
2.	OCWA <i>LCW-24-002</i>	<u>Zebra Mussel</u> feed pump	2,750	00-24-125-211-6429
3.	NEMI <i>LCW-24-003</i>	<u>LC WATER</u> SCADA Upgrade	2,100	00-24-125-261-6429
4.	OCWA <i>LCW-24-004</i>	<u>LC WATER</u> DWQUIS Audit	1,200	00-24-125-265-6429
5.	OCWA <i>LCW-24-005</i>	<u>Clearwell</u> Inspection	4500	00-24-125-216-6429

\$20,300

TOWN OF NORTHEASTERN MANITOULIN THE

Feb 6, 2024
Version 1

2024 LC SEWER PROPOSED BUDGET

			APPROVED BUDGET 2023	ACTUAL 2023	PROPOSED BUDGET 2024
Account	Description	Pre-Audit			
LC Sewer - Operating			to Dec 31, 2023		
1	00-04-115-001-6370	Sanitary Services Depreciation Expense		0.00	
2	00-04-115-029-6727	LC Swr System Rpr Trnsf to Reserve	127,300.68	0.00	77,010.32
3	00-04-115-202-6110	Sanitary Sewers Wages	10,000.00	443.79	
4	00-04-115-202-6161	Sanitary Sewers MERC	800.00	48.05	
5	00-04-115-202-6165	Sanitary Sewers Group Life	800.00	35.12	
6	00-04-115-202-6168	Sanitary Sewers OMERS	650.00	32.86	
7	00-04-115-202-6210	Sanitary Sewers - Principal Loan Payment	147,312.00	151,781.12	146,000.00
8	00-04-115-202-6211	Sanitary Sewers - Loan Int Payment	37,720.47	33,305.88	39,032.47
9	00-04-115-202-6349	Sanitary Sewers Contr Services	57,000.00	23,686.84	57,000.00
10	00-04-115-202-6351	Sanitary Sewers Other Services	11,000.00	0.00	11,000.00
11	00-04-115-202-6360	Sanitary Sewers Dyed Diesel	1,000.00	888.98	1,000.00
12	00-04-115-202-6405	Sanitary Sewers Utilities	40,000.00	31,214.52	40,000.00
13	00-04-115-202-6411	Sanitary Sewers Insurance	12,000.00	14,369.92	17,000.00
14	00-04-115-202-6429	Sanitary Sewers Material	7,000.00	734.96	92,000.00
15	00-04-115-202-6468	Sanitary Sewers Grant in Lieu		0.00	
16	00-04-115-202-6474	Sanitary Sewers Bldgs - Maintenance & Repairs	10,000.00	1,998.96	10,000.00
17	00-04-115-209-6110	Lagoon Operation Wages		0.00	
18	00-04-115-209-6349	Lagoon Operation Contracted Svces	60,000.00	114,592.51	80,000.00
19	00-04-115-209-6418	Lagoon Operation Lab Testing Fees		0.00	
20	00-04-115-209-6429	Lagoon Operation Material	30,000.00	40,667.89	30,000.00
21	00-04-115-209-6468	Lagoon Operation Grant In Lieu	7,500.00	10,596.98	7,500.00
22	00-04-115-427-4292	LC Sewer Billing Metered	-558,083.15	-480,931.84	-599,042.79
23	00-04-115-427-4328	LC Sewers Other Charges	-2,000.00	-8,349.00	-8,500.00
24	00-04-115-427-6415	Internal Interest - L C Sewers		0.00	
				0.00	
		TOTAL OPERATIONS SURPLUS (- Deficit)	0.00	64,882.46	0.00
LC Sewer - Capital					
25	00-24-115-024-4375	Trnsf frm LC Swr Rsrve for Capital Projects	-\$140,000.00	-16,092.78	-\$75,100.00
26	00-24-115-201-6429	Improve chemical offloadin at lagoon		0.00	
26	00-24-115-202-4307	LC Sewer - User Charges		0.00	
27	00-24-115-202-4310	LC Sewer - Loan Proceeds		0.00	
28	00-24-115-202-6110	Sewer Repairs CL/Forcemain Wages		0.00	
29	00-24-115-202-6161	Sewer Repairs CL/Forcemain MERC		0.00	
30	00-24-115-202-6165	Sewer Repairs CL/Forcemain Group Life		0.00	
31	00-24-115-202-6166	Sewer Repairs CL/Forcemain RRSP		0.00	
32	00-24-115-202-6429	Sewer Repairs CL/Forcemain Materials / Flush sewers		0.00	
33	00-24-115-207-6429	Chemical for treatment / Lagoon treatment		0.00	
34	00-24-115-204-6429	Complete engineering design on main lift station (SPS Sewage pumping site) / Flow Meter Assess	12,000.00	0.00	
35	00-24-115-206-6429	Clean Wetwell / Mahole Assessment Upgrades	22,000.00	0.00	
36	00-24-115-202-6419	Flush Sanitary Sewers / Flush system		0.00	3,600.00
37	00-24-115-208-6429	Load test Station generators	4,500.00	0.00	
38	00-24-115-205-6429	Rebuild Rebuild Robinson St pumps & main SPS pumps	16,500.00	0.00	71,500.00
39	00-24-115-209-6110	Lagoon Capital Wages		0.00	
40	00-24-115-209-6161	Lagoon Capital MERC		0.00	
41	00-24-115-209-6165	Lagoon Capital Group Life		0.00	
42	00-24-115-209-6166	Lagoon Capital RRSP		0.00	
43	00-24-115-209-6168	Lagoon Capital OMERS		0.00	
44	00-24-115-209-6429	Lagoon Capital Materials & Sonar Scan of Lagoon	85,000.00	16,092.78	

TOWN OF NORTHEASTERN MANITOULIN THE

Feb 6, 2024
Version 1

**2024 LC SEWER
PROPOSED BUDGET**

		APPROVED BUDGET 2023	ACTUAL 2023	PROPOSED BUDGET 2024
Account	Description	Pre-Audit		
45	00-24-115-209-4278 Lagoon Capital Funding - Federal		0.00	
46	00-24-115-209-4279 Lagoon Capital Funding - Provincial		0.00	
47	00-24-115-209-4310 Lagoon Capital - Loan Proceeds		0.00	
48	00-24-115-202-4278 LC Sewers - Federal Funding		0.00	
49	00-24-115-202-4279 LC Sewers - Provincial Funding		0.00	
50	00-24-130-251-4304 Environmental Funding - Other		0.00	
	TOTAL CAPITAL	0.00	0.00	0.00
NET OPER & CAP LC SEWER (Surplus / - Deficit)		\$0.00	\$64,882.46	\$0.00

Notes:

LC SEWER - 2024 CAPITAL PROJECTS

Project	Number	Name/Description	Amount	G/L Account
1.	OCWA	LCS-24-001	Rebuild Robinson St Pumps	16,500 00-24-115-205-6429
2.	OCWA	LCS-24-002	Rebuild Main SPS Pumps	55,000 00-24-115-205-6429
3.	OCWA	LCS-24-003	Flush Sanitary Sewer	3,600 00-24-115-202-6419
			<u>\$75,100</u>	

TOWN OF NORTHEASTERN MANITOULIN THE ISLANDS

Feb 6, 2024
Version-1

**2024
PROPOSED SHEG WATER BUDGET**

			APPROVED BUDGET 2023	ACTUAL 2023	PROPOSED BUDGET 2024
			Pre-Audit		
Account	Description	toDec 31, 2023			
Sheg Water - Operating					
1	00-04-125-024-4378	Transf Fr Rsrves - Sheg Water System		0.00	
2	00-04-125-029-6729	Sheg Wtr System Rpr Trnsf to Reserve	7,013.52	0.00	2,858.49
3	00-04-125-220-6110	Sheg Water Mains Wages	3,000.00	899.14	
4	00-04-125-220-6161	Sheg Water Mains MERC	360.00	314.95	
5	00-04-125-220-6165	Sheg Water Mains Grp Life	360.00	220.60	
6	00-04-125-220-6168	Sheg Water Mains OMERS	360.00	214.97	
7	00-04-125-220-6349	Sheg Water Mains Contracted Services		0.00	
8	00-04-125-220-6411	Sheg Water Mains Insurance	1,000.00	833.34	
9	00-04-125-220-6429	Sheg Water Mains Material	1,500.00	182.57	1,500.00
10	00-04-125-221-6110	Sheg WTP Wages		0.00	
11	00-04-125-221-6161	Sheg WTP MERC		31.30	
12	00-04-125-221-6165	Sheg WTP Grp Life		22.94	
13	00-04-125-221-6168	Sheg WTP OMERS		0.00	
14	00-04-125-221-6303	Sheg WTP Advertising	150.00	0.00	
15	00-04-125-221-6349	Sheg WTP Contracted Services	60,000.00	108,426.79	70,000.00
16	00-04-125-221-6351	Sheg WTP Other Services	20,000.00	0.00	20,000.00
17	00-04-125-221-6360	Sheg WTP Dyed Diesel		0.00	
18	00-04-125-221-6405	Sheg WTP Hydro	18,500.00	19,408.66	22,000.00
19	00-04-125-221-6407	Sheg WTP Telephone	2,500.00	2,306.82	2,500.00
20	00-04-125-221-6411	Sheg WTP Insurance	10,000.00	10,169.34	12,000.00
21	00-04-125-221-6418	Sheg WTP Chemicals		0.00	
22	00-04-125-221-6426	Sheg WTP Permits, Licensing & Fees	2,000.00	0.00	2,000.00
23	00-04-125-221-6429	Sheg WTP Material	2,000.00	1,485.49	2,000.00
24	00-04-125-221-6459	Sheg WTP Courier Charges	150.00	0.00	150.00
25	00-04-125-221-6468	Sheg WTP Grant In Lieu	4,800.00	4,435.95	4,800.00
26	00-04-125-221-6474	Sheg WTP Bldg Mtce	5,000.00	289.88	5,000.00
27	00-04-125-221-6475	Sheg WTP Grounds Mtce Materials		0.00	
28	00-04-125-221-6479	Sheg WTP Safety Wear		0.00	
29	00-04-125-221-6516	Sheg WTP Travel		0.00	
30	00-04-125-221-6998	Sheg WTP Payroll Burden Clearing		0.00	
31	00-04-125-225-6110	Sheg Hydrants Mtce Wages		0.00	
32	00-04-125-225-6429	Sheg Hydrants Mtce Materials	6,000.00	0.00	6,000.00
33	00-04-125-226-6995	Sheg Water Util Billing Collecting	450.00	0.00	2,000.00
34	00-04-125-227-6110	Sheg Water Meter Mtce Wages		44.00	
35	00-04-125-227-6161	Sheg Water Meter Mtce MERC		5.31	
36	00-04-125-227-6165	Sheg Water Meter Mtce Grp Life		3.98	
37	00-04-125-227-6168	Sheg Water Meter Mtce OMERS		3.63	
38	00-04-125-227-6429	Sheg Water Meter Mtce Materials	500.00	0.00	500.00
39	00-04-125-228-6110	Sheg Water Meter Reading Wages	1,000.00	249.29	4,000.00
40	00-04-125-228-6161	Sheg Water Meter Reading MERC		0.00	
41	00-04-125-228-6165	Sheg Water Meter Reading Grp Life		0.00	
42	00-04-125-228-6168	Sheg Water Meter Reading OMERS		0.00	
43	00-04-125-228-6429	Sheg Water Meter Reading -Materials	600.00	1.80	600.00
44	00-04-125-429-4292	Sheg Water Metered	-147,043.52	-151,977.89	-156,408.49
45	00-04-125-429-4304	Sheg Water - Other Revenue	-200.00	-1,380.47	-1,500.00
46	00-04-125-429-4279	Sheg Water - OSWAP Assistance		0.00	
47	00-04-125-432-4278	NOHFC Sheg WTP Funding		0.00	
48	00-04-125-435-4309	Water Users Meters Prepayment		0.00	
49	00-04-125-435-4310	Water Meter System LT Financing		0.00	
50	00-04-125-429-6415	internal Interest - Sheg Water		0.00	
TOTAL OPERATIONS SURPLS (- Deficit)			0.00	3,807.61	0.00

TOWN OF NORTHEASTERN MANITOULIN THE ISLANDS

**2024
PROPOSED SHEG WATER BUDGET**

Feb 6, 2024
Version 1

		APPROVED BUDGET 2023	ACTUAL 2023	PROPOSED BUDGET 2024	
Account	Description	Pre-Audit			
Sheg Water - Capital					
51	00-24-125-024-4378	Trnsf frm Rsrves for Sheg Water Capital Proj	-42,000.00	-17,726.96	-197,300.00
52	00-24-125-029-6729	Trnsf to Rsrves from Capital - Sheg Water		0.00	
53	00-24-125-221-6429	Backwash System Improvement	20,000.00	0.00	20,000.00
54	00-24-125-222-6429	Replace alarm dialer with verbatim / Replace highlift pump	4,000.00	0.00	35,000.00
55	00-24-125-260-6429	Replace low lift pump		0.00	4,200.00
56	00-24-125-263-6429	Sheg Water Meters - Materials upgrade meter reader software		0.00	
57	00-24-125-264-6110	Replace Turbidity units (2)	18,000.00	0.00	
58	00-24-125-264-6300	Sheg Water - Replace UV System		0.00	125,000.00
59	00-24-125-264-6429	Sheg WTP SCADA programming		17,726.96	2,100.00
60	00-24-125-267-6429	Clearwell Inspection		0.00	4,500.00
61	00-24-125-270-6429	Sheg Capital- Intake Inspection		0.00	6,500.00
62	00-24-125-268-6429	Sheg Capital - Swab lines		0.00	
63	00-24-125-271-6429	Sheg Capital - PH Meter / Asset registry prep		0.00	
64	00-24-125-268-4278	SHEG WATER - Federatl Funding		0.00	
65	00-24-125-268-4279	SHEG WATER - Provincial Funding		0.00	
66	00-24-125-268-6429	Sheg Water Capital Chlorine analyzer probe		0.00	
67	00-24-125-269-4279	OSTAR - Sheg WTP Upgrade		0.00	
68	00-24-125-435-4307	Sheg WTP Upgrade - User Charges		0.00	
		TOTAL CAPITAL	0.00	0.00	0.00
NET OPER & CAP SHEG WATER (Surplus / - Deficit)			\$0.00	\$3,807.61	\$0.00

SHEG WATER - 2024 CAPITAL PROJECTS

Project	Number	Name/Description	Amount	G/L Account
1.	OCWA	SW-24-001 <u>Backwash</u> System Improvement	\$20,000	00-24-125-221-6429
2.	OCWA	SW-24-002 Replace Low Lift Pump	4,200	00-24-125-260-6429
3.	OCWA	SW-24-003 Replace High lift pump	35,000	00-24-125-222-6429
4.	OCWA	SW-24-004 UV System Replacement	125,000	00-24-125-264-6300
5.	OCWA	SW-24-005 SCADA	2,100	00-24-125-264-6429
6.	OCWA	SW-24-006 Clearwell Inspection	4,500	00-24-125-267-6429
7.	OCWA	SW-24-007 Intake Inspection	6,500	00-24-125-270-6429

\$197,300

**THE CORPORATION OF THE TOWN OF
NORTHEASTERN MANITOULIN AND THE ISLANDS**

BY-LAW No. 2024- 07

**Being a by-law to establish a Policy for
Water and Wastewater Rates and Charges**

WHEREAS the Council of the Corporation of the Town of Northeastern Manitoulin and the Islands deems it desirable to establish a policy for water and wastewater rates and charges;

AND WHEREAS existing rates and charges will be changed by this by-law;

AND WHEREAS notice of the said public meeting was given in accordance with By-Law No. 2003-24 being a by-law to establish procedures for giving notice;

NOW THEREFORE the Council of the Corporation of the Town of Northeastern Manitoulin and the Islands ENACTS as follows:

The following policies are adopted by the Council of the Corporation of the Town of Northeastern Manitoulin and the Islands as the Water and Wastewater Policy:

1. The Town shall fully recover water and wastewater costs through water and wastewater rates, from those ratepayers who benefit from those services, being Ward 2, part of Ward 3 (South of Town limits on Hwy 6 to the Hydro One station and West of Town limits on Hwy 540 to the Boosneck Road) and part of Ward 4 (Hamlet of Sheguiandah).
2. Net water costs shall be financed by both a fixed charge and a variable consumption rate and net wastewater costs shall be recovered through a wastewater rate stated as a percentage of the water rate.
3. A sustainable capital assets management program shall be implemented to finance the ongoing cost of maintaining the Town's water and wastewater infrastructure system.
4. Effective on January 1st in each year or as soon as practically possible thereafter, Management shall establish the rates for water and wastewater for the calendar year based on the proposed net budget for the year inclusive, but not limited to, inflation adjustments and increases in sustainable capital asset management as provided in this by-law as well as changes in consumption levels. Management shall advise Council of these new rates and the rates set out in this by-law shall be amended.
5. Any net surplus generated from water services in any year shall be contributed to the existing Water Capital Reserve Fund and any deficiency in any year shall be funded from the same reserve fund. Any net surplus generated from wastewater services in any year shall be contributed to the existing Wastewater Capital Reserve Fund, and any deficiency in any year shall be funded from the same reserve fund.
6. No monthly fixed charge for water or wastewater shall be levied on the owner of vacant land.

Hydrants

1. Only municipal firefighters or water works staff may operate fire hydrants.
2. Anyone using a hydrant illegally may be subject to prosecution and fine.

Cross Connection/Backflow Prevention

Ratepayers within those areas identified in Section 1 of this by-law shall connect to municipal water services. Other water connections i.e. private well etc. are not permitted.

All residential, industrial and commercial dwellings shall be equipped with a backflow prevention device to prevent potential contamination of the municipal water system.

Rates and Charges for Water

The rates and charges are hereby fixed on the owner of each separately assessed parcel of land which is connected to a water main and on which one or more buildings or structures are situated. The rates and charges are as follows:

1. A base rate of \$ 138.13 per quarter on a consumption rate of up to 45 cubic meters will be charged in Ward 2 and Ward 3. Cost of water consumed above 45 cubic meters will be added to the base rate \$ 138.13 at a rate of \$ 1.67 per cubic meter, as indicated by meter readings.
2. Where the water supply has been turned off at a Ward 2 or Ward 3 owner's request and expense, a quarterly fixed flat rate charge shall apply in the amount of \$ 138.13 quarterly.
3. A base rate of \$ 408.91 per quarter on a consumption rate of up to 45 cubic meters will be charged Ward 4. Cost of water consumed above 45 cubic meters will be added to the base rate \$ 408.91 at a rate of \$ 4.63 per cubic meter as indicated by meter readings.
4. Where the water supply has been turned off at a Ward 4 owner's request and expense, a quarterly fixed flat rate charge shall apply in the amount of \$ 408.91 quarterly.
5. Where the Town turns the water supply on or off to a particular property because of non-payment or at the owner's request, the following additional charges shall apply for each shut-off or turn-on:
 - a) during regular business hours \$80.00.
 - b) after regular business hours, or on holidays or weekends \$200.00.
6. A water meter shall be connected to the Town's water supply and affixed to all buildings constructed after the date of passage of this by-law. The owner shall be responsible for obtaining a (digital) water meter from the Town and have it installed by a qualified plumber. All costs of the meter and the installation thereof shall be the responsibility of the owner. No dwelling shall be supplied with Town water until a meter is installed.
7. The homeowner is responsible to ensure the water meter and the wall mount receptacle is working properly at all times. Where a water meter or wall mount receptacle is not functioning an additional charge equal to the base rate will be applied to each quarterly billing, after one quarterly notification period and will be the responsibility of the homeowner to have repaired.

Wastewater Rates and Charges – Ward 2

The rates and charges set out in this by-law are hereby fixed on the owner of each separately assessed parcel of land which is connected to a sewer main and on which one or more buildings or structures are situated. Such rates and charges are in addition to the rates and charges for water. The rates and charges are as follows:

1. A wastewater rate is hereby levied on all property owners in Ward 2 and whose land is connected to both a water main and a sewer main, in the additional amount of 100% of the total of all water charges.

Metered Rate Adjustments

Adjustments may be made on metered water consumption or wastewater charges with the joint approval of the CAO and the Manager of Public Works for the Town after proper investigation of the circumstances.

The unpaid balance of water and wastewater accounts shall bear interest at the rate of 1.25% per month, calculated from the date the account balance becomes overdue. Overdue accounts above \$400 may result in the disconnection of the service or having the water account transferred to the property account.

READ A FIRST, SECOND AND THIRD TIME AND FINALLY PASSED THIS 5th DAY OF March , 2024.

Al MacNevin Mayor

Pam Myers Clerk

Sheguiandah Water Treatment

Small Municipal Residential Drinking Water System

January 1, 2023 – December 31, 2023

O.Reg 170/03 Schedule 22 Summary Report

O.Reg 170/03 Section 11 Annual Report

&

O.Reg 387/04 Annual Record of Water Taking

Prepared by the Ontario Clean Water Agency
For The Corporation of the Town of Northeastern Manitoulin and the Islands



Ontario Clean Water Agency
Agence Ontarienne Des Eaux



Drinking-Water System Number: 220009112

Drinking-Water System Name: Sheguiandah Drinking Water System

Drinking-Water System Owner: The Corporation of the Town of Northeastern Manitoulin and the Islands

Drinking-Water System Category: Small Municipal Residential

SECTION 1: INTRODUCTION

This document is prepared in accordance with Section 11 and Schedule 22 of O.Reg.170/03 under the Safe Drinking Water Act and with Section 9 of O.Reg.387/04 under the Ontario Water Resources Act. The reports are prepared by the Ontario Clean Water Agency. Acronyms and definitions can be found at the end of the report.

A copy of the Summary Report must be provided to the members of the municipal council by March 31, 2024.

SECTION 2: REQUIREMENTS OF THE REPORTS

Schedule 22 Report

The report must list the requirements of the Act, the regulations, the system's approval and any order that the system **failed to meet** at any time during the period covered by the report. It must also specify the duration of the failure, and for each failure referred to, describe the measures that were taken to correct the failure.

For the purpose of enabling the owner of the system to assess the rated capability of their system to meet existing and future planned water uses, the following information is required to be included in this report:

- A summary of the quantities and flow rates of the water supplied during the period covered by the report, including monthly average and maximum daily flows.
- A comparison of the summary to the rated capacity and flow rates approved in the systems approval.

Section 11 Report

The annual report must contain the following:

- A brief description of the drinking water system and a list of chemicals used by the system.
- A description of any major expenses incurred during the period covered by the report to install, repair or replace required equipment.
- A summary of all adverse water quality incidents (AWQI) reported to the Ministry
- A summary of corrective actions taken in response all AWQIs
- A summary of all test results required under the regulation, under an approval, municipal drinking water licence or order, including an OWRA order.
- A statement of where a Schedule 22 report will be available for inspection.

The report must be prepared not later than February 28 of the following year.

Regulation 387 Report

On or before March 31 in every year, every holder of a permit to take water (PTTW) shall submit to a Director the data collected and recorded for the previous year.

A record of annual water taking can be found in [Appendix A](#).



SECTION 3: SCHEDULE 22 REPORT

Flows - Treated

In accordance with the Municipal Drinking Water License (MDWL), the Sheguiandah WTP shall not be operated to exceed a maximum flow of 546 m³/d to the distribution system.

The daily treated water maximum flow was 335.7 m³ and represents 61% of capacity. In 2023, the total volume of water sent to the distribution system was 22,577.6m³

The quantity of treated water supplied during the reporting period **did not** exceed the rated maximum capacity.

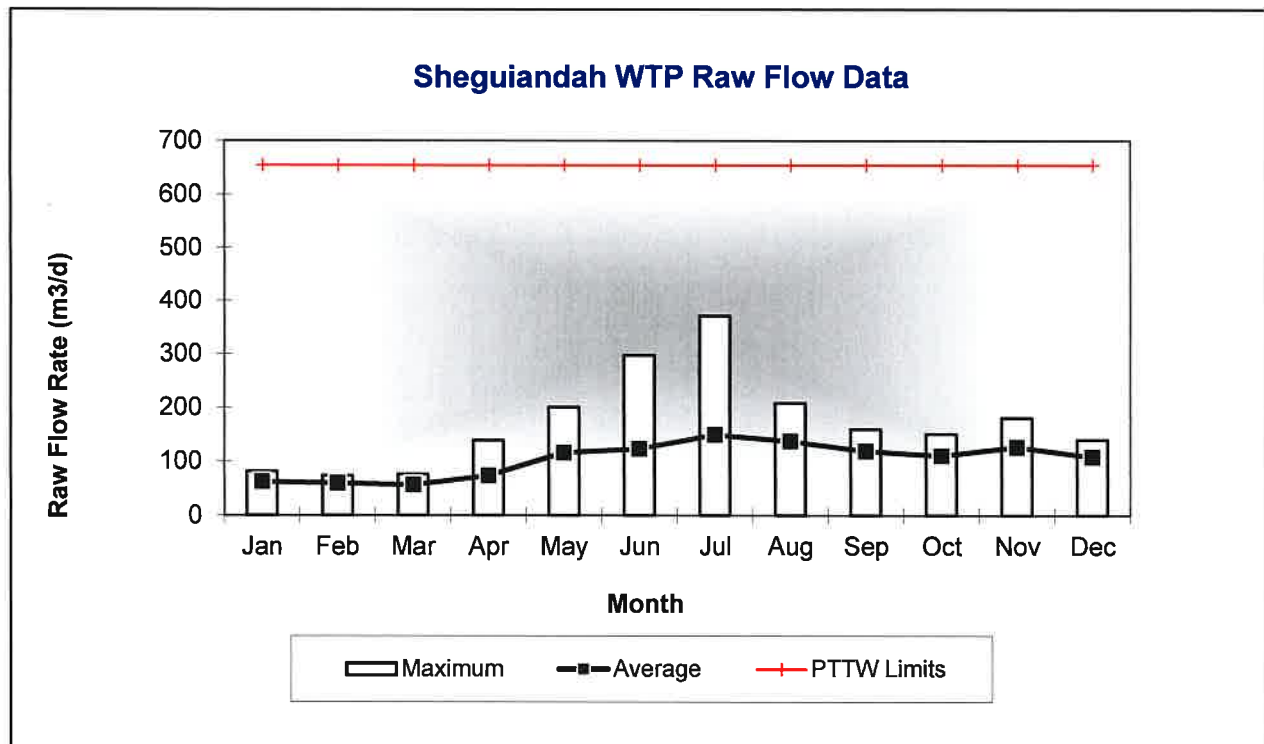
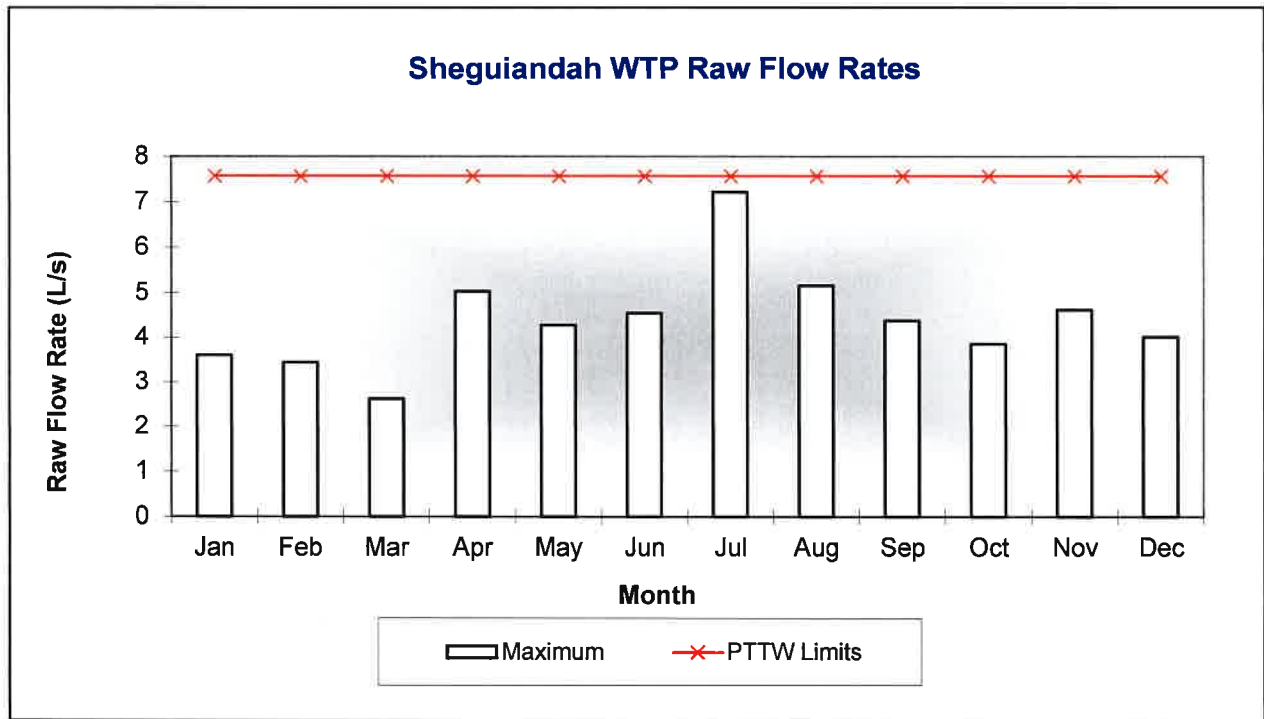
Flows – Raw

Daily raw maximum instantaneous flow is stated in the PTTW at a maximum rate of flow of 7.6 L/s and a maximum daily volume of 654.624 m³/d.

The average monthly raw water flow for this reporting period was 103.13 m³/d. The maximum daily flow was 370.7 m³/d representing 57% of water taking limits. In 2023, the total volume of water sent to the distribution system was 37,643.3 m³

The quantity of raw water taken **did not** exceed limits stipulated within the PTTW.

<i>RAW WATER FLOW DATA - TOTAL ALL SOURCES</i>						
Month	Total Monthly Flow (m³)	Average Flow (m³/d)	Maximum Flow (m³/d)	Maximum Flow Rate (L/s)	Limits	
					L/s (PTTW)	m³/d (PTTW)
January	1,911.9	61.67	80.9	3.6	7.58	654.6
February	1,657.6	59.2	73	3.44	7.58	654.6
March	1,731.1	55.84	75.2	2.62	7.58	654.6
April	2,186.3	72.88	138.1	5.03	7.58	654.6
May	3,578.5	115.44	199.9	4.28	7.58	654.6
June	3,672.9	122.43	296.7	4.55	7.58	654.6
July	4,610	148.71	370.7	7.22	7.58	654.6
August	4,247.5	137.02	207.8	5.16	7.58	654.6
September	3,546	118.2	159	4.38	7.58	654.6
October	3,405.2	109.85	150.2	3.85	7.58	654.6
November	3,770.2	125.67	180.1	4.62	7.58	654.6
December	3,326.1	107.29	139.5	4.01	7.58	654.6
Total	37,643.3					
Average		103.13				
Maximum			370.7	7.22	7.58	654.6





Annual Raw Water Review

Raw Water Taking	Total Taking m3/d	Average Day m3/d	Max Day m3/d	Max Day % of PTTW allowable 654.624 m3/d
2023	37,643.3	103.13	370.7	57%
2022	28,239	77.37	148.3	23%
2021	35,490.3	97.23	317.5	48.5%
2020	35,116.5	95.95	321.3	49%
2019	30,977	84.87	238.8	36.5%

System Failures and Corrective Actions

The latest inspection of the drinking water facility took place on June 29, 2023. The facility scored 0/494 providing a rating of 100%.

The following non-compliance was identified in 2023:

On July 17, there was a low chlorine occurrence while switching from HLP #1 to HLP # 3 and while operator was dealing with the low chlorine issue, the 72 hour review was unable to be completed on time. Data was reviewed on July 17@10:46 am back to the last data review complete July 14th at 8:30 am. Therefore, the 72hr data review was completed 2hrs and 16min late.

AWQIs reported to the Ministry

Incident Date	Parameter	Result	Unit of Measure	Corrective Action	Corrective Action Date
17-Jul-23	Chlorine	0	mg/L	AWQI#162612 – The operator arrived onsite to find the chlorine analyzer had from 1.08mg/l to 0.00mg/l for the period of 8:03am to 8:05am. Chlorine jumped back up to 0.4mg/l at 8:05am. Significant chlorine drop due to high lifts switching duties, from HLP3 to HLP1. Chlorine jumped to 1.05mg/l when switched to HLP3.	17-Jul-23
26-Jul-23	Pressure	0	psi	AWQI#162761 – On July 26, a watermain break occurred on Hwy 6 affecting Orr's Sideroad and approx. 20 homes. The section was isolated which resulted in a loss of pressure for the area. MOH and SAC were both notified. Directed by MOH to flush and sample chlorine after the repair was completed. They did not request bacti sampling and did not issue a BWA or DWA.	26-Jul-23



SECTION 4: SECTION 11 REPORT

Information to be provided

Population Served		353	
Does your Drinking-Water System serve more than 10,000 people?			No
Is your annual report available to the public at no charge on a web site on the Internet?			Yes
Location where Summary Report required under O. Reg. 170/03 Schedule 22 will be available for inspection.		Town of Little Current, Municipal Office 14 Water St E Little Current, Ontario POP 1K0	
Number of Designated Facilities served:			0
Did you provide a copy of your annual report to all Designated Facilities you serve?			NA
Number of Interested Authorities you report to:			0
Did you provide a copy of your annual report to all Interested Authorities you report to for each Designated Facility?			NA
List all Drinking-Water Systems (if any), and their DWS Number which receive all of their drinking water from your system:		N/A	
Did you provide a copy of your annual report to all Drinking-Water System owners that are connected to you and to whom you provide all of its drinking water?			N/A
Indicate how you notified system users that your annual report is available, and is free of charge.		Public access/notice via the web & via Government Office	
Indicate if you notified system users that your annual report is available and is free of charge using an alternate method			YES

Facility Description

The Sheguiandah plant consists of a raw water pumping station equipped with a sodium hypochlorite injection system for the control of zebra mussels. The zebra mussel control system is operated seasonally from May to November inclusive when the raw temperature is above 8 Celsius. The building houses three low lift vertical turbine pumps.

The treatment consists of a direct filtration chemically assisted plant with a rated capacity of 6.3 L/s. There are two multimedia filters after the flocculator. Each filter contains anthracite, sand and gravel. There are two backwash pumps, to provide filter backwashing as required. The plant has two clearwells, with a capacity of 142 m3 and 176 m3, respectively. Following the clear well there is a high lift pump well with a volume of 119.7 m3. There are three vertical turbine high lift pumps, two located in clearwell two and one located in the high lift pump well. Each pump has a rated capacity of 9.9 L/s at a TDH of 86.75 m. Also included in the highlift well is a fire pump rated at 23L/sec which can be activated from the Sheguiandah Fire Hall. There are two hydro pneumatic tanks which provide system pressure when the high lift pumps are off.



Primary disinfection is achieved by ultraviolet disinfection and sodium hypochlorite. The process wastewater supernatant is returned back to Sheguiandah Bay. The settled solids are hauled from the plant for disposal in the municipal lagoon.

Chemicals Used

Sodium Hypochlorite 12%	- Disinfection
Aluminum Sulphate (Dry)	- Coagulant

Significant Expenses

Significant expenses incurred to

- Install required equipment
- Repair required equipment
- Replace required equipment

Work Order	Completion Date	Comment
3383870	14-Jun-23	Vertical high lift pump replacement – \$3,501.21
3575106	13-Dec-23	Replaced two filter turbidity units – \$17,726.96

Adverse Water Quality Incidents

Provide details on the notices submitted in accordance with subsection 18(1) of the Safe Drinking-Water Act or section 16-4 of Schedule 16 of O.Reg.170/03 and reported to Spills Action Centre

Incident Date	Parameter	Result	Unit of Measure	Corrective Action	Corrective Action Date
17-Jul-23	Chlorine	0	mg/L	AWQI#162612 – The operator arrived onsite to find the chlorine analyzer had from 1.08mg/l to 0.00mg/l for the period of 8:03am to 8:05am. Chlorine jumped back up to 0.4mg/l at 8:05am. Significant chlorine drop due to high lifts switching duties, from HLP3 to HLP1. Chlorine jumped to 1.05mg/l when switched to HLP3.	17-Jul-23
26-Jul-23	Pressure	0	psi	AWQI#162761 – On July 26, a watermain break occurred on Hwy 6 affecting Orr's Sideroad and approx. 20 homes. The section was isolated which resulted in a loss of pressure for the area. MOH and SAC were both notified. Directed by MOH to flush and sample chlorine after the repair was completed. They did not request bacti sampling and did not issue a BWA or DWA.	26-Jul-23



Microbiological testing done under the Schedule 10, 11 or 12 of Regulation 170/03.

	No. of Samples Collected	Range of E.Coli		Range of Total Coliform Results		Number of HPC Samples	Range of HPC Results	
		Min #	Max #	Min #	Max #		Min #	Max #
Raw Water	0							
Treated Water	0	0	0	0	0	0		
Distribution	27	0	0	0	0	27	0	4

Operational testing done under Schedule 7, 8 or 9 of Regulation 170/03

	No. of Samples Collected	Range of Results		Units of Measure
		Minimum	Maximum	
Turbidity, On-Line - Filter 1	8760	0	1.38	(NTU)
Turbidity, On-Line - Filter 2	8760	0	1.38	(NTU)
Free Chlorine Residual, Treated	8760	0	5	(mg/L)
Free Chlorine Residual, Distribution Location 1	102	0.59	2.20	(mg/L)

Summary of additional testing and sampling carried out in accordance with the requirement of an approval, order or other legal instrument.

Date of legal instrument issued	Parameter and limits	Month Sampled	Day Sampled	Result	Unit of Measure
MDWL 197-101 Issue Date: February 25, 2021 Expiry Date: February 24, 2026	Backwash (BW) Total Suspended Solids (TSS) Quarterly sampling 25 mg/L annual average	Jan	09	<2	mg/L
		Feb			mg/L
		Mar			mg/L
		Apr	03	<2	mg/L
		May			mg/L
		Jun			mg/L
		Jul	10	<2	mg/L
		Aug			mg/L
		Sep			mg/L
		Oct	n/a	n/a	mg/L
		Nov			mg/L
		Dec			mg/L
		Annual Average			

Summary of Inorganic parameters tested during this reporting period or the most recent sample results

TREATED WATER	Sample Date (yyyy/mm/dd)	Sample Result	MAC	No. of Exceedances	
				MAC	1/2 MAC
Antimony: Sb (ug/L) - TW	2020/01/13	0.14	6.0	No	No
Arsenic: As (ug/L) - TW	2020/01/13	<MDL 0.2	25.0	No	No



2023 Annual Report
Sheguiandah Water Treatment

Barium: Ba (ug/L) - TW	2020/01/13	12.2	1000.0	No	No
Boron: B (ug/L) - TW	2020/01/13	12.0	5000.0	No	No
Cadmium: Cd (ug/L) - TW	2020/01/13	0.003	5.0	No	No
Chromium: Cr (ug/L) - TW	2020/01/13	0.19	50.0	No	No
Mercury: Hg (ug/L) - TW	2020/01/13	<MDL 0.01	1.0	No	No
Selenium: Se (ug/L) - TW	2020/01/13	0.08	10.0	No	No
Uranium: U (ug/L) - TW	2020/01/13	0.01	20.0	No	No

TREATED WATER	Sample Date (yyyy/mm/dd)	Sample Result	MAC	No. of Exceedances	
				MAC	1/2 MAC
Fluoride (mg/L) - TW	2022/01/10	< MDL 0.06	1.5	No	No
Nitrate : (mg/L) - TW	2023/01/09	0.173	10	No	No
Nitrate : (mg/L) - TW	2023/04/03	0.183	10	No	No
Nitrate : (mg/L) - TW	2023/07/10	0.097	10	No	No
Nitrate : (mg/L) - TW	2023/10/05	0.063	10	No	No
Nitrite : (mg/L) - TW	2023/01/09	< MDL 0.003	1	No	No
Nitrite : (mg/L) - TW	2023/04/03	< MDL 0.003	1	No	No
Nitrite : (mg/L) - TW	2023/07/10	< MDL 0.003	1	No	No
Nitrite : (mg/L) - TW	2023/10/05	< MDL 0.003	1	No	No
Sodium / Na (mg/L) - TW	2022/01/10	6.51	20*	No	No

*There is no "MAC" for Sodium. The aesthetic objective for sodium in drinking water is 200 mg/L. The local Medical Officer of Health should be notified when the sodium concentration exceeds 20 mg/L so that this information may be communicated to local physicians for their use with patients on sodium restricted diets.

Summary of Lead testing under Schedule 15.1 during this reporting period

Location Type	No. of Samples	Range of Results		MAC (ug/L)	Number of Exceedances
		Minimum	Maximum		
Distribution - Lead Results (ug/L)	n/a			10	0
Distribution - Alkalinity (mg/L)	2	57	73	n/a	n/a
Distribution - pH In-House	2	8.01	8.21	n/a	n/a

Summary of Organic parameters sampled during this reporting period or the most recent results

TREATED WATER	Sample Date (yyyy/mm/dd)	Sample Result	MAC	Number of Exceedances	
				MAC	1/2 MAC
Alachlor (ug/L) - TW	2020/01/13	<MDL 0.02	5.0	No	No
Atrazine + N-dealkylated metabolites (ug/L) - TW	2020/01/13	<MDL 0.01	5.0	No	No
Azinphos-methyl (ug/L) - TW	2020/01/13	<MDL 0.05	20.0	No	No
Benzene (ug/L) - TW	2020/01/13	<MDL 0.32	1.0	No	No
Benzo(a)pyrene (ug/L) - TW	2020/01/13	<MDL 0.004	0.01	No	No
Bromoxynil (ug/L) - TW	2020/01/13	<MDL 0.33	5.0	No	No
Carbaryl (ug/L) - TW	2020/01/13	<MDL 0.05	90.0	No	No
Carbofuran (ug/L) - TW	2020/01/13	<MDL 0.01	90.0	No	No
Carbon Tetrachloride (ug/L) - TW	2020/01/13	<MDL 0.17	2.0	No	No
Chlorpyrifos (ug/L) - TW	2020/01/13	<MDL 0.02	90.0	No	No



2023 Annual Report
Sheguiandah Water Treatment

Diazinon (ug/L) - TW	2020/01/13	<MDL 0.02	20.0	No	No
Dicamba (ug/L) - TW	2020/01/13	<MDL 0.2	120.0	No	No
1,2-Dichlorobenzene (ug/L) - TW	2020/01/13	<MDL 0.41	200.0	No	No
1,4-Dichlorobenzene (ug/L) - TW	2020/01/13	<MDL 0.36	5.0	No	No
1,2-Dichloroethane (ug/L) - TW	2020/01/13	<MDL 0.35	5.0	No	No
1,1-Dichloroethylene (ug/L) - TW	2020/01/13	<MDL 0.33	14.0	No	No
Dichloromethane (Methylene Chloride) (ug/L) - TW	2020/01/13	<MDL 0.35	50.0	No	No
2,4-Dichlorophenol (ug/L) - TW	2020/01/13	<MDL 0.15	900.0	No	No
2,4-Dichlorophenoxy acetic acid (2,4-D) (ug/L) - TW	2020/01/13	<MDL 0.19	100.0	No	No
Diclofop-methyl (ug/L) - TW	2020/01/13	<MDL 0.4	9.0	No	No
Dimethoate (ug/L) - TW	2020/01/13	<MDL 0.06	20.0	No	No
Diquat (ug/L) - TW	2020/01/13	<MDL 1.0	70.0	No	No
Diuron (ug/L) - TW	2020/01/13	<MDL 0.03	150.0	No	No
Glyphosate (ug/L) - TW	2020/01/13	<MDL 1.0	280.0	No	No
Malathion (ug/L) - TW	2020/01/13	<MDL 0.02	190.0	No	No
Metolachlor (ug/L) - TW	2020/01/13	<MDL 0.01	50.0	No	No
Metribuzin (ug/L) - TW	2020/01/13	<MDL 0.02	80.0	No	No
Monochlorobenzene (Chlorobenzene) (ug/L) - TW	2020/01/13	<MDL 0.3	80.0	No	No
Paraquat (ug/L) - TW	2020/01/13	<MDL 1.0	10.0	No	No
PCB (ug/L) - TW	2020/01/13	<MDL 0.04	3.0	No	No
Pentachlorophenol (ug/L) - TW	2020/01/13	<MDL 0.15	60.0	No	No
Phorate (ug/L) - TW	2020/01/13	<MDL 0.01	2.0	No	No
Picloram (ug/L) - TW	2020/01/13	<MDL 1.0	190.0	No	No
Prometryne (ug/L) - TW	2020/01/13	<MDL 0.03	1.0	No	No
Simazine (ug/L) - TW	2020/01/13	<MDL 0.01	10.0	N/A	N/A
Terbufos (ug/L) - TW	2020/01/13	<MDL 0.01	1.0	No	No
Tetrachloroethylene (ug/L) - TW	2020/01/13	<MDL 0.35	10.0	No	No
2,3,4,6-Tetrachlorophenol (ug/L) - TW	2020/01/13	<MDL 0.2	100.0	No	No
Triallate (ug/L) - TW	2020/01/13	<MDL 0.01	230.0	No	No
Trichloroethylene (ug/L) - TW	2020/01/13	<MDL 0.44	5.0	No	No
2,4,6-Trichlorophenol (ug/L) - TW	2020/01/13	<MDL 0.25	5.0	No	No
2-methyl-4-chlorophenoxyacetic acid (MCPA) (ug/L) - TW	2020/01/13	<MDL 0.12	100.0	No	No
Trifluralin (ug/L) - TW	2020/01/13	<MDL 0.02	45.0	No	No
Vinyl Chloride (ug/L) - TW	2020/01/13	<MDL 0.17	1.0	No	No
DISTRIBUTION WATER					
Trihalomethane: Total (ug/L) Annual Average - DW	2023/12/31	26.5	100.00	No	No
HAA Total (ug/L) Annual Average – DW	2023/12/31	17.0	80.0	No	No



SECTION 5: RAW WATER SUBMISSIONS

Raw water flows were submitted to the MECP on [February 6, 2024](#).



Location: [WTRS](#) / [WT DATA](#) / [Input WT Record](#)

WTRS-WT-008

Water Taking Data submitted successfully.

Confirmation:

Thank you for submitting your water taking data online.

Permit Number: 0233-AJ8PD5
Permit Holder: THE CORPORATION OF THE TOWN OF NORTHEASTERN MANITOULIN AND THE ISLANDS.
Received on: Feb 6, 2024 3:00 PM

This confirmation indicates that your data has been received by the Ministry, but should not be construed as acceptance of this data if it differs from that specified on the Permit Number, assigned to the Permit Holder stated above.

[Return to Main Page](#)

TOWNSHIP OF HOWLAND | 2024/02/06
version: v4.5.0.21 (build#: 22)
Last modified: 2018/09/18



This site maintained by
the Government of Ontario

©2024 [Queen's Printer for Ontario](#)

SECTION 6: CONCLUSION

The Sheguiandah WTP delivers water that, in all its treated and distribution samples, indicates the water to be free of bacteriological contamination.

Based on information available for the 2023 operating year, the Sheguiandah WTP was able to meet the demand of water use without exceeding the PTTW or the MDWL.



List of Acronyms and Definitions

Alkalinity	The capacity of water for neutralizing an acid solution
AWQI	Adverse Water Quality Incident- when a water sample test result exceeds the Ontario Drinking Water Quality Standards
Backwash	Water pumped backwards to clean filters
BWA	Boil Water Advisory; Issued when risk of contamination is possible in drinking water
CFU	Colony Forming Units
Chlorine Residual	A low level of chlorine remaining in water after disinfection occurs
DW	Distribution Water
DWA	Drinking Water Advisory; Issued when water cannot be consumed by any means
DWWP	Drinking Water Works Permit - provides a description of the overall system
E.Coli	Bacteria used as indicators to measure the degree of pollution and sanitary quality of water
GUDI 170/03	Groundwater Under Direct Influence – Considered to be surface water under O.Reg
HPC	Heterotrophic Plant Count
L/s	Litres per Second
m ³ /d	Cubic Metres per Day
MAC	Maximum Acceptable Concentration
MDL	Minimum Detection Level
MDWL requirements	Municipal Drinking Water Licence - relates to the operation and performance
mg/L	Miligrams per Litre
Ministry	Ministry of the Environment, Conservation and Parks
MECP	Ministry of the Environment, Conservation and Parks
NDOGN	No Data: Overgrown with Non Target Bacteria
NDOGT	No Data: Overgrown with Target Bacteria
O.Reg	Ontario Regulation
PTTW water	Permit to Take Water – Permit which allows water taking from groundwater or surface
RW	Raw Water
TC	Total Coliforms
TSS	Total Suspended Solids
Turbidity	Cloudiness or haziness of water
TW	Treated Water

Little Current Water Treatment

Large Municipal Residential Drinking Water System

January 1, 2023 – December 31, 2023

***O.Reg 170/03 Schedule 22 Summary Report
O.Reg 170/03 Section 11 Annual Report
&
O.Reg 387/04 Annual Record of Water Taking***

Prepared by the Ontario Clean Water Agency
For The Corporation of the Town of Northeastern Manitoulin and the Islands



Drinking-Water System Number: 220002191

Drinking-Water System Name: LITTLE CURRENT DRINKING WATER SYSTEM

Drinking-Water System Owner: The Corporation of the Town of Northeastern Manitoulin and the Islands

Drinking-Water System Category: Large Municipal Residential

SECTION 1: INTRODUCTION

This document is prepared in accordance with Section 11 and Schedule 22 of O.Reg.170/03 under the Safe Drinking Water Act and with Section 9 of O.Reg.387/04 under the Ontario Water Resources Act. The reports are prepared by the Ontario Clean Water Agency. Acronyms and definitions can be found at the end of the report.

A copy of the Summary Report must be provided to the members of the municipal council by March 31, 2024.

SECTION 2: REQUIREMENTS OF THE REPORTS

Schedule 22 Report

The report must list the requirements of the Act, the regulations, the system's approval and any order that the system **failed to meet** at any time during the period covered by the report. It must also specify the duration of the failure, and for each failure referred to, describe the measures that were taken to correct the failure.

For the purpose of enabling the owner of the system to assess the rated capability of their system to meet existing and future planned water uses, the following information is required to be included in this report:

- A summary of the quantities and flow rates of the water supplied during the period covered by the report, including monthly average and maximum daily flows.
- A comparison of the summary to the rated capacity and flow rates approved in the systems approval.

Section 11 Report

The annual report must contain the following:

- A brief description of the drinking water system and a list of chemicals used by the system.
- A description of any major expenses incurred during the period covered by the report to install, repair or replace required equipment.
- A summary of all adverse water quality incidents (AWQI) reported to the Ministry
- A summary of corrective actions taken in response all AWQIs
- A summary of all test results required under the regulation, under an approval, municipal drinking water licence or order, including an OWRA order.
- A statement of where a Schedule 22 report will be available for inspection.

The report must be prepared not later than February 28 of the following year.

Regulation 387 Report

On or before March 31 in every year, every holder of a permit to take water (PTTW) shall submit to a Director the data collected and recorded for the previous year.

A record of annual water taking can be found in [Appendix A](#).



SECTION 3: SCHEDULE 22 REPORT

Flows - Treated

In accordance with the Municipal Drinking Water License (MDWL), the Little Current WTP shall not be operated to exceed a maximum daily volume of 3100 m³/d to the distribution system.

The daily treated water maximum flow was 1,475.4 m³ in July and represents 48% of capacity. In 2023, the total volume of water sent to the distribution system was 375,643 m³

The quantity of treated water supplied during the reporting period **did not** exceed the rated maximum capacity.

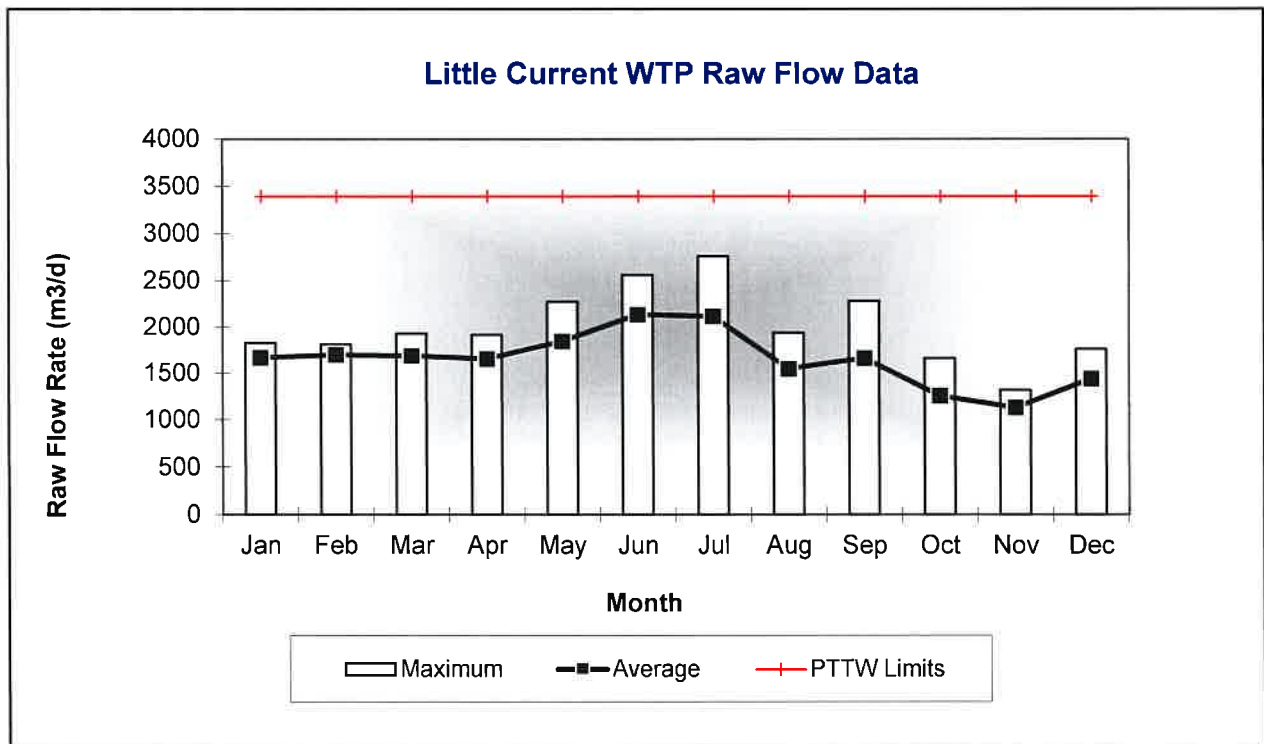
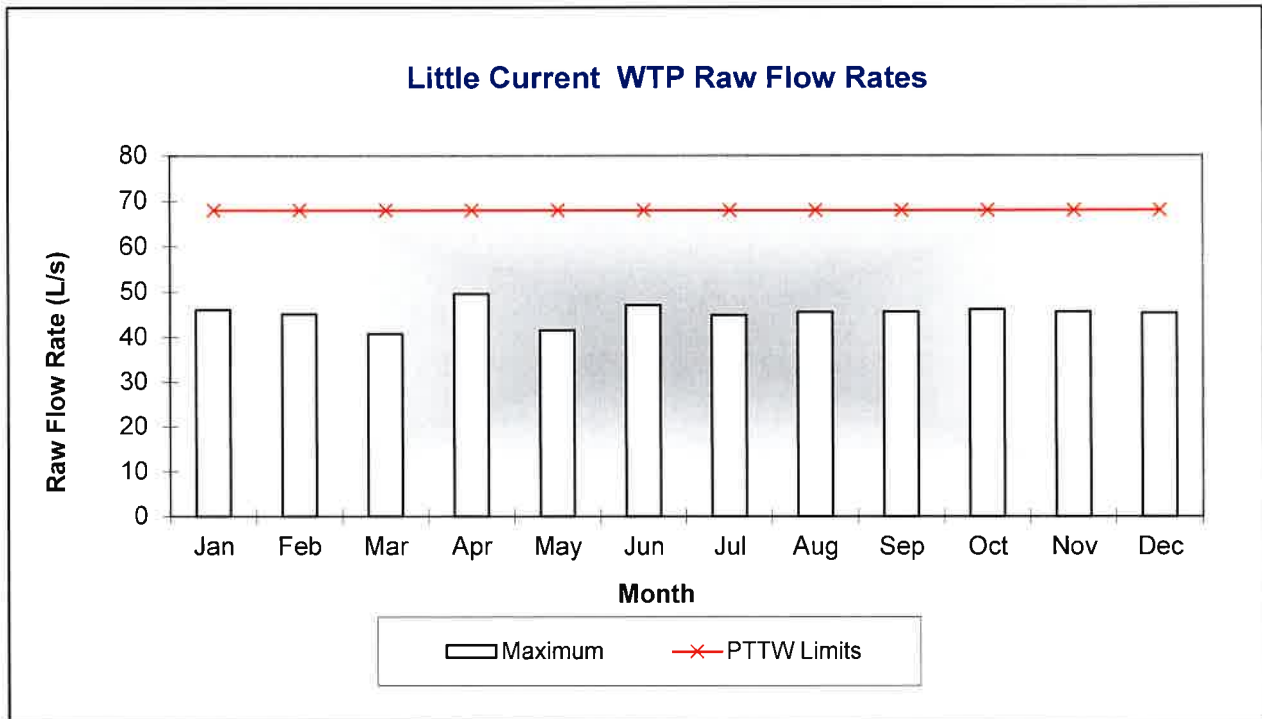
Flows - Raw

Daily raw maximum instantaneous flow is stated in the PTTW at a maximum rate of flow of 68.1 L/s and a maximum daily volume of 3400 m³/d.

The average monthly raw water flow for this reporting period was 1,651.19m³/d. The maximum daily flow was 2,758.5 m³/d representing 81% of water taking limits. In 2023, the total volume of water taken from the environment was 602,685.9 m³

The quantity of raw water taken **did not** exceed the limits stipulated within the PTTW.

RAW WATER FLOW DATA - TOTAL ALL SOURCES						
Month	Total Monthly Flow (m³)	Average Flow (m³/d)	Maximum Flow (m³/d)	Maximum Flow Rate (L/s)	Limits	
					L/s (PTTW)	m³/d (PTTW)
January	51,609.5	1,664.82	1,826.7	46.02	68.1	3400
February	47,472.6	1,695.45	1,811.7	45.11	68.1	3400
March	52,313.5	1,687.53	1,929.1	40.8	68.1	3400
April	49,602.2	1,653.41	1,915.6	49.6	68.1	3400
May	57,178	1,844.45	2,274.1	41.57	68.1	3400
June	64,041.1	2,134.7	2,561.7	47.13	68.1	3400
July	65,502.3	2,112.98	2,785.5	44.89	68.1	3400
August	47,872.8	1,544.28	1,935.7	45.56	68.1	3400
September	49,831.3	1,661.04	2,278.8	45.6	68.1	3400
October	38,862.5	1,253.63	1,658.7	46.14	68.1	3400
November	33,863.3	1,128.78	1,316.9	45.6	68.1	3400
December	44,536.8	1,436.67	1,756.1	45.29	68.1	3400
Total	602,686.9					
Average		1,651.19				
Maximum			2,758.5	49.6	68.1	3400





Annual Raw Water Review

Raw Water Taking	Total Taking m3/d	Average Day m3/d	Max Day m3/d	Max Day % of PTTW allowable 3400 m3/d
2023	602,686	1,651.19	2,758.5	81%
2022	598,408.6	1,639.48	3,318	97.5%
2021	602,309.2	1,650.16	3,585.7	105%
2020	489,750.1	1,338.12	3,242.8	95%
2019	650,562.5	1,782.36	3,118.2	91.7%
2018	805,980.2	2,208.16	4,032.1	118.6 %

System Failures and Corrective Actions

The latest inspection of the drinking water facility took place on **January 20, 2023**; the facility scored **4/485** providing a rating of **99.18%**. An inspection for the 2023-2024 MECP inspection period has not been completed yet.

The following non-compliances were identified in the inspection report:

Question ID MRDW1061001. Are logbooks properly maintained and contain the required information?
Logbooks were not properly maintained and/or did not contain the required information.

DWI notes the e-log is typically completed with appropriate information.

On August 9, 2022, data provided indicates chlorine residual dropped to 0.15mg/l. The situation appeared to take approximately 4 hours to be resolved according to SCADA trending provided. CT appears to have been achieved. No details were found in logs.

By April 28, 2023, provide to the undersigned provincial officer, details regarding this event on August 9, 2022, and written assurances that in the future operators will take efforts to log such information.

Question ID MRDW1115001. Were the inspection questions sufficient to address other non-compliance items identified during the inspection period?

DWI notes Schedule E of the MDWL requires the use of pressure decay testing in order to monitor the integrity of the membranes. Following installation of new membranes in December of 2021, the operator indicates pressure decay testing did NOT occur normally. At this plant testing is done manually, but since unit was not functioning the testing did not occur. It is noted that the membranes were tested at commissioning and would typically be tested every 6 months. OCWA was instructed to purchase new equipment.

By April 28, 2023, the operating authority is required to provide to the undersigned Provincial Officer written assurances of the following:

- The pressure decay testing equipment is onsite,
- The results of membrane decay tests,
- A work order for pressure decay testing at appropriate interval is in place.



AWQIs reported to the Ministry

Incident Date	Parameter	Result	Unit of Measure	Corrective Action	Corrective Action Date
03-Aug-23	Pressure	0	psi	AWQI#158832 – On August 3, a watermain break occurred and affected four residences. The Town provided verbal notification to the home owners and repaired the break. The Town advised residents to flush their taps after the break was repaired. The Operator also increased the chlorine dosage as a precaution. MOH and SAC were notified but no further actions were required.	03-Aug-23

SECTION 4: SECTION 11 REPORT

Information to be provided

Population Served <i>1700</i>	
Does your Drinking-Water System serve more than 10,000 people? <i>No</i>	
Is your annual report available to the public at no charge on a web site on the Internet? <i>Yes</i>	
Location where Summary Report required under O. Reg. 170/03 Schedule 22 will be available for inspection. <i>Town of Little Current, Municipal Office 14 Water Street E Little Current, Ontario POP 1K0</i>	
Number of Designated Facilities served: <i>0</i>	
Did you provide a copy of your annual report to all Designated Facilities you serve? <i>NA</i>	
Number of Interested Authorities you report to: <i>0</i>	
Did you provide a copy of your annual report to all Interested Authorities you report to for each Designated Facility? <i>NA</i>	
List all Drinking-Water Systems (if any), and their DWS Number which receive all of their drinking water from your system: <i>N/A</i>	
Did you provide a copy of your annual report to all Drinking-Water System owners that are connected to you and to whom you provide all of its drinking water? <i>N/A</i>	
Indicate how you notified system users that your annual report is available, and is free of charge. <i>Public access/notice via the web - & via Government Office</i>	
Indicate if you notified system users that your annual report is available and is free of charge using an alternate method <i>Yes</i>	



Facility Description

The Little Current Water treatment facility consists of a low lift pumping station with three submersible pumps. The low lift pumping station includes a zebra mussel control system utilizing sodium hypochlorite.

Treatment consists of membrane filtration which is comprised of two concrete tanks, each tank with six ultrafiltration units. The rated capacity is 35.9 L/s into the treatment system. Each unit contains 12 modules each module has a filtering area of 23.23 m². There are three permeate pumps used to push the water to the chlorine contact chamber. The contact chamber maintains a constant volume of 162 m³. Following the chlorine contact chamber there are two clear wells, each having a storage volume of 749.8 m³. The high lift pumping consists of four centrifugal high lift pumps, with two pumps having a capacity of 57.87 L/s and two pumps having a capacity of 28.94 L/s. The process back pulse & reject water from the plant is de-chlorinated and discharged back to the North Channel.

Wastewater from membrane cleaning is neutralized and discharged to the sanitary sewer system.

Chemicals Used

Sodium Hypochlorite 12%	Disinfection
Calcium Thiosulphate	Dechlorination of reject water & wastewater
Caustic Soda	Neutralizing membrane wastewater
Citric Acid	Membrane cleaning

Significant Expenses

Significant expenses incurred to

- Install required equipment
- Repair required equipment
- Replace required equipment

Work Order	Completion Date	Comment
2822593	07-Mar-23	Sample pump motor replacement – \$1,947.94
3205891	25-Jan-23	Purchased and installed new pressure decay testing equipment
3206204	31-Jan-23	Permeate valve replacement – \$2,313.02
3289546	14-Sep-23	Valve and actuator replacement – \$8,843.12
3338060	11-Apr-23	Pressure relieve valve replacement on high lift pump header – \$2,438.2
3340589	11-May-23	Clearwell 2 level indicator/transmitter replacement – \$5,001.13
3431531	15-Dec-23	Low lift pump VFD replacement – \$4,298.01
3575105	11-Dec-23	Replaced two filter turbidity units – \$17,726.96
	30-Jun-23	Low lift pump repair – \$4,507.89



Adverse Water Quality Incidents

Provide details on the notices submitted in accordance with subsection 18(1) of the Safe Drinking-Water Act or section 16-4 of Schedule 16 of O.Reg.170/03 and reported to Spills Action Centre

Incident Date	Parameter	Result	Unit of Measure	Comment / Corrective Action	Corrective Action Date
03-Aug-23	Pressure	0	psi	A WQI#158832 – On August 3, a watermain break occurred and affected four residences. The Town provided verbal notification to the home owners and repaired the break. The Town advised residents to flush their taps after the break was repaired. The Operator also increased the chlorine dosage as a precaution. MOH and SAC were notified but no further actions were required.	03-Aug-23

Microbiological testing done under the Schedule 10, 11 or 12 of Regulation 170/03.

	No. of Samples Collected	Range of E.Coli		Range of Total Coliform Results		Number of HPC Samples	Range of HPC Results	
		Min #	Max #	Min #	Max #		Collected	Min #
Raw Water	53	0	NDOGT	0	NDOGT	n/a	n/a	n/a
Treated Water	53	0	0	0	0	52	0	860
Distribution	159	0	0	0	0	53	0	371

Operational testing done under Schedule 7, 8 or 9 of Regulation 170/03

	No. of Samples Collected	Range of Results		Units of Measure
		Minimum	Maximum	
Turbidity – Filter 1	8760	0.01	1	(NTU)
Turbidity – Filter 2	8760	0.015	0.287	(NTU)
Free Chlorine Residual – TW	8760	0.458	4.55	(mg/L)
Free Chlorine Residual, Distribution Location 1	104	1.01	2.20	(mg/L)
Free Chlorine Residual, Distribution Location 2	104	0.89	2.20	(mg/L)
Free Chlorine Residual, Distribution Location 3	104	0.75	2.20	(mg/L)
Free Chlorine Residual, Distribution Location 4	50	0.70	1.89	(mg/L)

Summary of additional testing and sampling carried out in accordance with the requirement of an approval, order or other legal instrument.

Date of legal instrument issued	Parameter and limits	Month Sampled	Day Sampled	Result	Unit of Measure
197-101	Membrane Reject Water Total Suspended Solids	Jan	09	4	mg/L
		Feb	09	<2	mg/L
		Mar	06	<2	mg/L



2023 Annual Report
Little Current Water Treatment

Issue Date: February 25, 2021 Expiry Date: February 24, 2026	25 mg/L	<table border="1" style="width: 100%; border-collapse: collapse;"> <tr><td>Apr</td><td>03</td><td><2</td><td>mg/L</td></tr> <tr><td>May</td><td>01</td><td><2</td><td>mg/L</td></tr> <tr><td>Jun</td><td>05</td><td>2</td><td>mg/L</td></tr> <tr><td>Jul</td><td>11</td><td>2</td><td>mg/L</td></tr> <tr><td>Aug</td><td>08</td><td>6</td><td>mg/L</td></tr> <tr><td>Sep</td><td>05</td><td>2</td><td>mg/L</td></tr> <tr><td>Oct</td><td>03</td><td>5</td><td>mg/L</td></tr> <tr><td>Nov</td><td>06</td><td>3</td><td>mg/L</td></tr> <tr><td>Dec</td><td>04</td><td>2</td><td>mg/L</td></tr> <tr><td colspan="2">Annual Average</td><td>2.83</td><td>mg/L</td></tr> </table>	Apr	03	<2	mg/L	May	01	<2	mg/L	Jun	05	2	mg/L	Jul	11	2	mg/L	Aug	08	6	mg/L	Sep	05	2	mg/L	Oct	03	5	mg/L	Nov	06	3	mg/L	Dec	04	2	mg/L	Annual Average		2.83	mg/L
Apr	03	<2	mg/L																																							
May	01	<2	mg/L																																							
Jun	05	2	mg/L																																							
Jul	11	2	mg/L																																							
Aug	08	6	mg/L																																							
Sep	05	2	mg/L																																							
Oct	03	5	mg/L																																							
Nov	06	3	mg/L																																							
Dec	04	2	mg/L																																							
Annual Average		2.83	mg/L																																							

Summary of Inorganic parameters tested during this reporting period or the most recent sample results

TREATED WATER	Sample Date (yyyy/mm/dd)	Sample Result	MAC	No. of Exceedances	
				MAC	1/2 MAC
Antimony: Sb (ug/L) - TW	2023/01/09	< MDL 0.6	6	No	No
Arsenic: As (ug/L) - TW	2023/01/09	0.4	10	No	No
Barium: Ba (ug/L) - TW	2023/01/09	13.5	1000	No	No
Boron: B (ug/L) - TW	2023/01/09	15	5000	No	No
Cadmium: Cd (ug/L) - TW	2023/01/09	0.003	5	No	No
Chromium: Cr (ug/L) - TW	2023/01/09	0.14	50	No	No
Mercury: Hg (ug/L) - TW	2023/01/09	< MDL 0.01	1	No	No
Selenium: Se (ug/L) - TW	2023/01/09	0.07	50	No	No
Uranium: U (ug/L) - TW	2023/01/09	0.177	20	No	No

TREATED WATER	Sample Date (yyyy/mm/dd)	Sample Result	MAC	No. of Exceedances	
				MAC	1/2 MAC
Fluoride (mg/L) - TW	2022/01/10	< MDL 0.06	1.5	No	No
Nitrate : (mg/L) - TW	2023/01/09	0.173	10	No	No
Nitrate : (mg/L) - TW	2023/04/03	0.18	10	No	No
Nitrate : (mg/L) - TW	2023/07/10	0.125	10	No	No
Nitrate : (mg/L) - TW	2023/10/05	0.082	10	No	No
Nitrite : (mg/L) - TW	2023/01/09	< MDL 0.003	1	No	No
Nitrite : (mg/L) - TW	2023/04/03	< MDL 0.003	1	No	No
Nitrite : (mg/L) - TW	2023/07/10	< MDL 0.003	1	No	No
Nitrite : (mg/L) - TW	2023/10/05	< MDL 0.003	1	No	No
Sodium / Na (mg/L) - TW	2022/01/10	6.58	20*	No	No

Summary of Lead testing under Schedule 15.1 during this reporting period

Location Type	No. of Samples	Range of Results		MAC (ug/L)	Number of Exceedances
		Minimum	Maximum		
Distribution - Lead Results (ug/L)	n/a			10	0
Distribution - Alkalinity (mg/L)	4	66	69	N/A	N/A
Distribution - pH In-House	4	8.23	8.38	N/A	N/A



Summary of Organic parameters sampled during this reporting period or the most recent results

TREATED WATER	Sample Date (yyyy/mm/dd)	Sample Result	MAC	Number of Exceedances	
				MAC	1/2 MAC
1,1-Dichloroethylene (ug/L)-TW	2023/01/09	< MDL 0.33	14	No	No
1,2-Dichlorobenzene (ug/L)-TW	2023/01/09	< MDL 0.41	200	No	No
1,2-Dichloroethane (ug/L)-TW	2023/01/09	< MDL 0.35	5	No	No
1,4-Dichlorobenzene (ug/L)-TW	2023/01/09	< MDL 0.36	5	No	No
2,3,4,6-Tetrachlorophenol (ug/L)-TW	2023/01/09	< MDL 0.2	100	No	No
2,4,6-Trichlorophenol (ug/L)-TW	2023/01/09	< MDL 0.25	5	No	No
2,4-Dichlorophenol (ug/L)-TW	2023/01/09	< MDL 0.15	900	No	No
2,4-Dichlorophenoxy acetic acid (2,4-D) (ug/L)-TW	2023/01/09	< MDL 0.19	100	No	No
2-methyl-4-chlorophenoxyacetic acid (MCPA) (ug/L)-TW	2023/01/09	< MDL 0.12	100	No	No
Alachlor (ug/L) -TW	2023/01/09	< MDL 0.02	5	No	No
Atrazine + N-dealkylated metabolites (ug/L)-TW	2023/01/09	< MDL 0.01	5	No	No
Azinphos-methyl (ug/L)-TW	2023/01/09	< MDL 0.05	20	No	No
Benzene (ug/L)-TW	2023/01/09	< MDL 0.32	1	No	No
Benzo(a)pyrene (ug/L)-TW	2023/01/09	< MDL 0.004	0.01	No	No
Bromoxynil (ug/L)-TW	2023/01/09	< MDL 0.33	5	No	No
Carbaryl (ug/L)-TW	2023/01/09	< MDL 0.05	90	No	No
Carbofuran (ug/L) -TW	2023/01/09	< MDL 0.01	90	No	No
Carbon Tetrachloride (ug/L) -TW	2023/01/09	< MDL 0.17	2	No	No
Chlorpyrifos (ug/L) -TW	2023/01/09	< MDL 0.02	90	No	No
Diazinon (ug/L)-TW	2023/01/09	< MDL 0.02	20	No	No
Dicamba (ug/L)-TW	2023/01/09	< MDL 0.2	120	No	No
Dichloromethane (Methylene Chloride) (ug/L)-TW	2023/01/09	< MDL 0.35	50	No	No
Diclofop-methyl (ug/L)-TW	2023/01/09	< MDL 0.4	9	No	No
Dimethoate (ug/L)-TW	2023/01/09	< MDL 0.06	20	No	No
Diquat (ug/L)-TW	2023/01/09	< MDL 1	70	No	No
Diuron (ug/L)-TW	2023/01/09	< MDL 0.03	150	No	No
Glyphosate (ug/L)-TW	2023/01/09	< MDL 1	280	No	No
Malathion (ug/L)-TW	2023/01/09	< MDL 0.02	190	No	No
Metolachlor (ug/L)-TW	2023/01/09	< MDL 0.01	50	No	No
Metribuzin (ug/L)-TW	2023/01/09	< MDL 0.02	80	No	No
Monochlorobenzene (Chlorobenzene) (ug/L)-TW	2023/01/09	< MDL 0.3	80	No	No
Paraquat (ug/L)-TW	2023/01/09	< MDL 1	10	No	No
PCB (ug/L)-TW	2023/01/09	< MDL 0.04	3	No	No
Pentachlorophenol (ug/L)-TW	2023/01/09	< MDL 0.15	60	No	No
Phorate (ug/L)-TW	2023/01/09	< MDL 0.01	2	No	No
Picloram (ug/L)-TW	2023/01/09	< MDL 1	190	No	No
Prometryne (ug/L)-TW	2023/01/09	< MDL 0.03	1	No	No
Simazine (ug/L)-TW	2023/01/09	< MDL 0.01	10	No	No
Terbufos (ug/L)-TW	2023/01/09	< MDL 0.01	1	No	No



Tetrachloroethylene (ug/L)-TW	2023/01/09	< MDL 0.35	10	No	No
Triallate (ug/L) -TW	2023/01/09	< MDL 0.01	230	No	No
Trichloroethylene (ug/L)-TW	2023/01/09	< MDL 0.44	5	No	No
Trifluralin (ug/L)-TW	2023/01/09	< MDL 0.02	45	No	No
Vinyl Chloride (ug/L)-TW	2023/01/09	< MDL 0.17	1	No	No
DISTRIBUTION WATER					
Trihalomethane: Total (ug/L) Annual Average - DW	2023/12/31	52.0	100.00	No	Yes
HAA Total (ug/L) Annual Average - DW	2023/12/31	23.9	80.0	No	No

SECTION 5: RAW WATER SUBMISSIONS

Raw water flows were submitted to the Ministry on February 6, 2024.



Location: [WTRS](#) / [WT DATA](#) / [Input WT Record](#)

WTRS-WT-008

Water Taking Data submitted successfully.

Confirmation:

Thank you for submitting your water taking data online.

Permit Number: 4270-BALKYE
Permit Holder: THE CORPORATION OF THE TOWN OF NORTHEASTERN MANITOULIN AND THE ISLANDS.
Received on: Feb 6, 2024 2:58 PM

This confirmation indicates that your data has been received by the Ministry, but should not be construed as acceptance of this data if it differs from that specified on the Permit Number, assigned to the Permit Holder stated above.

[Return to Main Page](#)

TOWN OF LITTLE CURRENT | 2024/02/06
version: v4.5.0.21 (build#: 22)
Last modified: 2018/09/18

This site maintained by the Government of Ontario

©2024 [Queen's Printer for Ontario](#)

SECTION 6: CONCLUSION

The Little Current WTP delivers water that, in all its treated and distribution samples, indicates the water to be free of bacteriological contamination.

Based on information available for the 2023 operating year, the Little Current was able to meet the demand of water use without exceeding the PTTW or the MDWL.



List of Acronyms and Definitions

Alkalinity	The capacity of water for neutralizing an acid solution
AWQI	Adverse Water Quality Incident- when a water sample test result exceeds the Ontario Drinking Water Quality Standards
Backwash	Water pumped backwards to clean filters
BWA water	Boil Water Advisory; Issued when risk of contamination is possible in drinking water
CFU	Colony Forming Units
Chlorine Residual	A low level of chlorine remaining in water after disinfection occurs
DW	Distribution Water
DWA	Drinking Water Advisory; Issued when water cannot be consumed by any means
DWWP	Drinking Water Works Permit - provides a description of the overall system
E.Coli	Bacteria used as indicators to measure the degree of pollution and sanitary quality of water
GUDI 170/03	Groundwater Under Direct Influence – Considered to be surface water under O.Reg
HPC	Heterotrophic Plant Count
L/s	Litres per Second
m ³ /d	Cubic Metres per Day
MAC	Maximum Acceptable Concentration
MDL	Minimum Detection Level
MDWL requirements	Municipal Drinking Water Licence - relates to the operation and performance
mg/L	Miligrams per Litre
Ministry	Ministry of the Environment, Conservation and Parks
MECP	Ministry of the Environment, Conservation and Parks
NDOGN	No Data: Overgrown with Non Target Bacteria
NDOGT	No Data: Overgrown with Target Bacteria
O.Reg	Ontario Regulation
PTTW surface water	Permit to Take Water – Permit which allows water taking from groundwater or surface water
RW	Raw Water
TC	Total Coliforms
TSS	Total Suspended Solids
Turbidity	Cloudiness or haziness of water
TW	Treated Water

To: Ministry of Natural Resources

Re: Crown Reserve Fronting: ISL-938

Township of: NorthEastern Manitoulin and the Islands

This will confirm that I am the registered owner of: TP1676 - Tax Roll No. 5119 010-002-02900-0000

Note: If not the registered owner, state interest and/or type of ownership here: _____

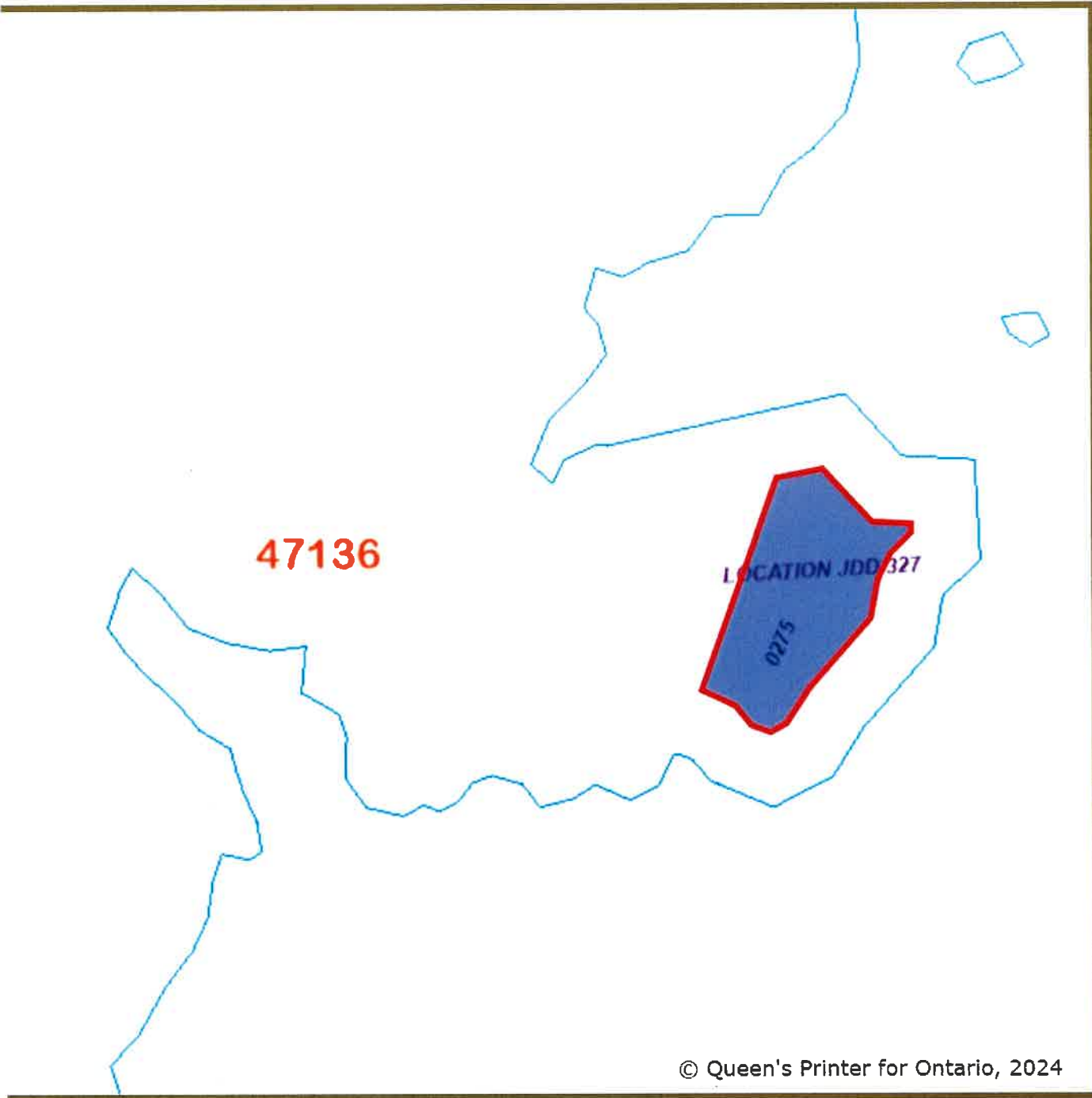
I have no comments My comments are below

This property has no adjacent land owners. All adjacent properties are crown land.

This will also confirm that I have seen and examined a copy of a plan prepared by the above noted applicant(s) showing the portion of public reservation proposed to be sold to the registered owner of the backshore property and that I have had the opportunity to comment on the proposed boundary.

Address

Unit Number	Street Number 3736	Street Name County Road EE	PO Box
City/Town Fish Creek, Wisconsin	Province/State	Postal Code/Zip Code 54212	Country USA
Signature			Date (yyyy/mm/dd) 2024/02/11



© Queen's Printer for Ontario, 2024

- FREEHOLD PRC
- LEASEHOLD PR
- LIMITED INTER
- CONDOMINIUM
- RETIRED PIN(M
- PROPERTY NUM
- BLOCK NUMBEI
- GEOGRAPHIC F
- EASEMENT

T

REVIEW THE T. INFORMATION REGISTRATION
 THIS MAP WAS C
 IN THE LAND RE
 PROPERTY INDE
 FOR DIMENSION
 PLANS AND DOC
 ONLY MAJOR EA!
 REFERENCE PLA!
 ARE NOT ILLUST

Address	Area	Map Status
Address Not Found	2616m ²	

Approximate, areas are approximate.



Dear NEMi Mayor and Council,

21 February 2024

Manitoulin Island Cycling Advocates (MICA) a not for profit incorporated currently fully volunteer based organisation is happy to inform you that we have started the grant application process to the new FedNor Tourism Growth Program.

We partnered with the Manitoulin Nordic Ski Club to create a best in class outdoor hill terrain Mountain Bike Park at the former ski hill with access to the Chalet in partnership with the existing Cafe in the Woods.

We have reached out to FedNor and have good reason to believe that MICA's new all season tourism project will be looked upon favourably by the funder. This active living trail project fits the current FedNor Tourism Growth Program on all required points.

To aid to the strength of our application, we like to ask you for a letter of support and for an in-kind contribution from NEMi.

Our intention is to offer a staffed park, with programming in things like, mountain biking, cross country skiing, snowshoeing and more. We intend to create various trails for various outdoor sports accessible all year round. This will bring in additional all season tourism dollars, offer job opportunities and present a new way to spend a day outdoors for residents and visitors alike. It will also offer the existing local mountain bike group a hill training opportunity currently not available on the well used McLeans Mountain Bike Park Trail system. Mountain biking has increased tremendously in the past 10 years. Statistics from Destination Ontario, DO, and Destination Northern Ontario, DNO, show that families increasingly seek outdoor recreation.

MICA's application will include support from many partners. We ask that NEMi would offer an in-kind contribution in the form of plowing the road up to the Chalet on Hwy 540 in the winter when the park is fully operational.

MICA is very grateful in advance to receive a support letter, that will hopefully include your in-kind Municipal partnership contribution.

We are excited and grateful to be given a chance to work with as many partners as possible to achieve this new project that offers a new tourism attraction within the township of NEMi.

Sincerely awaiting your letter of support

Maja Mielonen
MICA President

February 16, 2024

Town of Northeastern Manitoulin and the Islands
Mayor MacNevin and Council
14 Water St. East. PO Box 608
Little Current ON
P0P 1K0

Re: Manitoulin Community Fitness Centre (MCFC) rental of 70 Meredith St. East

Mayor MacNevin and Council,

The Manitoulin Community Fitness Centre (MCFC) would like to thank Council for its ongoing support of our operations. Because of the competitive rental rate that is provided to us by the municipality, we have been able to successfully provide a 24/7 fitness facility to our community for 15 years at a reasonable and accessible price.

We have had very consistent membership numbers, and generally have between 80 and 100 active members at any given time (and at times up to 120). Due to the high membership rates, there are often times where we have 5+ members using the gym at the same time. For a facility of our size, this is very tight!

We have been grating the additional use of the downstairs office at 70 Meredith St. (at an additional monthly cost) and are hoping that council will consider allowing us to remove the non-structural walls to open-up the space for enhanced safety and functionality. We are hoping that Council will approve our request to open-up this space at our cost through the use of a qualified contractor.

We are a completely volunteer run organization that has serviced the community for 15 years. We have successfully weathered the pandemic and continue to offer our community access to physical fitness opportunities at a low cost (and no cost to municipal ratepayers). We are so grateful for the support of the Town through the modest rent that we pay and hope that we can continue to work together through the expansion of our facility.

Thank you so much for your consideration.
Should you have any additional questions, please feel free to reach-out to us.



Kristin Luoma, Secretary
Manitoulin Community Fitness Centre